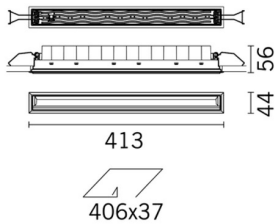



Last information update: December 2024

Product configuration: P196

P196: Frame Recessed luminaire - Tunable White LED - Wall washer optic

**Product code**

P196: Frame Recessed luminaire - Tunable White LED - Wall washer optic

Technical description

Miniaturized recessed rectangular luminaire. LED lamps with different colour temperatures that allow them to be modulated. This variation is achieved by mixing the emission of 8 x 2700K high CRI LEDs and 7 x 5700K high CRI LEDs. Despite the disparity of the lamps when the two end channels are used - 2700K and 5700K - the intensity of the flux emitted is the same. The colour temperature also remains uniform and constant even when different size products are used together. Main body with die-cast aluminium radiant surface, version with perimeter surface frame. Asymmetrical optic system designed to achieve an effective wall washer distribution. Flux enhancer - superpure aluminium reflector - screen in PMMA with ribbed texture; a special film in acrylic material, combined with the screen, allow for a uniform and effective light emission on the wall. Black polycarbonate internal perimeter frame. Supplied with an integrated (basic) power system that allows the colour temperature to be varied, without using any extra components, but simply by pressing the buttons (max 4 products). Using the 6170 code you can obtain a simple and intuitive DALI programmable solution with touch-screen. There are also other control systems available with different codes for large systems that require specialised technicians for their programming: the MH97 + MH93 + MIO2 group can be used for a DALI / KNX programmable solution - the MH97 + MH93 + M618 group can be used to extend the control of the system to remote supports such as tablets and smart phones.

Installation

recessed with steel springs for false ceilings from 1 to 25 mm; can be installed on ceilings and walls (vertical + horizontal) - preparation slot 37 x 406. To light the wall correctly check the installation distances and centre-to-centre distances on the instructions sheet.

Colour

Black / Black (43) | Black / White (47) | Grey / Black (74)*

Weight (Kg)

1.06

* Colours on request

Mounting

wall recessed|ceiling recessed

Wiring

Power units included. Various management solutions are available with a separate code. For technical data, properties and connection modes see the instruction sheet.

Notes

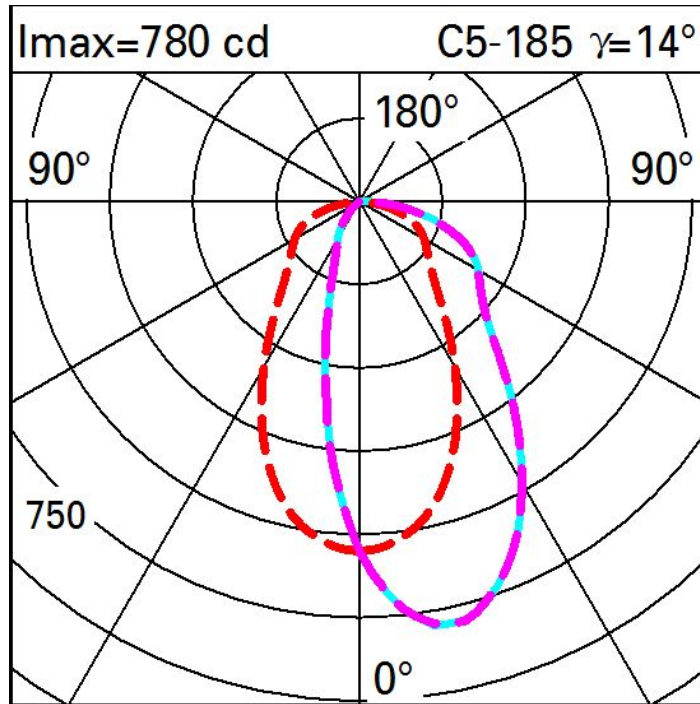
Accessory anti-glare screen available code MXP9.

Complies with EN60598-1 and pertinent regulations

**Technical data**

lm system:	995	Lamp code:	LED
W system:	30.8	Number of lamps for optical assembly:	1
lm source:	2550	ZVEI Code:	LED
W source:	27	Number of optical assemblies:	1
Luminous efficiency (lm/W, real value):	32.3	Power factor:	See installation instructions
lm in emergency mode:	-	Inrush current:	10 A / 200 µs
Total light flux at or above an angle of 90° [Lm]:	0	Maximum number of luminaires of this type per miniature circuit breaker:	B10A: 18 luminaires B16A: 30 luminaires C10A: 31 luminaires C16A: 51 luminaires
Light Output Ratio (L.O.R.) [%]:	39	Minimum dimming %:	1
CRI (typical):	97	Overvoltage protection:	4kV Common mode & 4kV Differential mode
Colour temperature [K]:	Tunable white 2700 - 5700	Control:	DALI-2
Life Time LED 1:	50,000h - L90 - B10 (Ta 25°C)		

Polar



Illuminances

Lux Wall distance = 1m

3												
	3	6	15	37	97	167	97	37	15	6	3	
2	5	10	20	42	88	121	88	42	20	10	5	
	6	10	19	39	72	91	72	39	19	10	6	
1	5	9	17	32	51	61	51	32	17	9	5	
	5	8	15	24	34	38	34	24	15	8	5	
0												
	m	-2	-1	0	1	2	3					