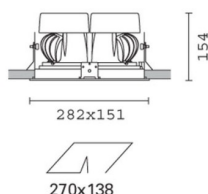


Last information update: May 2024

**Product configuration: MP49+LED**

MP49: rectangular recessed luminaire with 2 optical assemblies - warm white active dissipation LEDs - integrated DALI control gear - Wide flood

**Product code**MP49: rectangular recessed luminaire with 2 optical assemblies - warm white active dissipation LEDs - integrated DALI control gear - Wide flood **Attention! Code no longer in production****Technical description**

Multiple recessed adjustable removable luminaire for LED lamp with active heat dissipation system. Sheet steel perimeter frame. Main structure and lamp body made of die-cast aluminium. Steel rotation hinges. Chrome-plated aluminium lamp body closing rings. Forced heat dissipation using fans with magnetic anti-friction operation guaranteeing lasting efficiency and quietness, keeping LED lamps performance unchanged. The fans have an anti-dust protection system; safety thermal breaker and are set up for fast, easy replacement. Reflectors with high efficiency super-pure aluminium optic - flood beam angle. Orientamento dei corpi con dispositivi di manovra manuale: interno 29° - esterno 75° - rotazione sull'asse 355°; in fase di orientamento e rotazione i corpi lampada sono soggetti ad alcune limitazioni consultabili sul foglio istruzioni. Supplied with DALI dimmable control gear units connected to the luminaire. Warm white high colour rendering LEDs CRI (Ra) > 90.

**Installation**

recessed: preparation slot 138 x 270 mm; perimeter frame preliminary fixing on false ceiling (min. thickness 1 mm) with adjustable metal brackets; main structure inserted and mechanically locked on the frame

**Colour**

White / Aluminium (39) | Grey / Black / Aluminium (E1)

**Mounting**

ceiling recessed

**Wiring**

on control gear box with quick-coupling connections; each lamp body has a specific ballast, allowing separate switch ons

**Notes**

the configuration of the lamp bodies causes some limitations during angling and rotation; consult the instructions leaflet

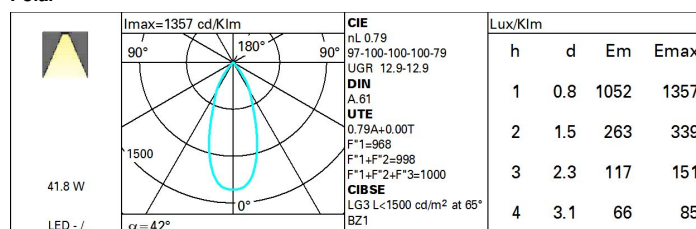
Complies with EN60598-1 and pertinent regulations



IP20

**Technical data**

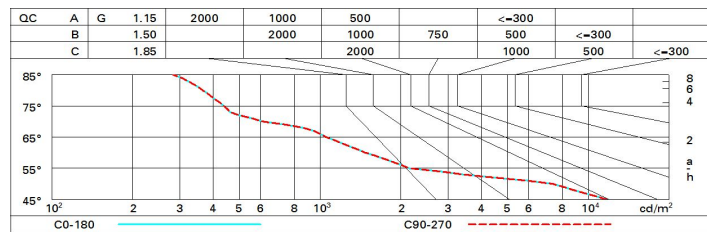
Im system:	5523.7	CRI:	90
W system:	83.5	Colour temperature [K]:	3000
Im source:	3500	MacAdam Step:	3
W source:	36	Life Time LED 1:	50,000h - L80 - B10 (Ta 25°C)
Luminous efficiency (Im/W, real value):	66.2	Lamp code:	LED
Im in emergency mode:	-	Number of lamps for optical assembly:	1
Total light flux at or above an angle of 90° [Lm]:	0	ZVEI Code:	LED
Light Output Ratio (L.O.R.) [%]:	79	Number of optical assemblies:	2
Beam angle [°]:	42°	Control:	DALI

**Polar**

# Utilisation factors

R	77	75	73	71	55	53	33	00	DRR
K0.8	70	66	64	61	66	63	63	60	76
1.0	73	70	67	66	69	67	67	64	81
1.5	77	75	73	71	74	72	71	69	87
2.0	80	78	77	75	77	76	75	72	92
2.5	82	80	79	78	79	78	77	75	95
3.0	83	82	81	80	80	79	78	76	97
4.0	84	83	82	82	81	81	80	78	99
5.0	84	84	83	83	82	82	80	79	100

# Luminance curve limit



# UGR diagram

Photometric curve code: Q1850000.RV1											
Uncorrected UGR values (at 1000 lm bare lamp luminous flux)											
Reflect.:											
ceiling	0.70	0.70	0.50	0.50	0.30	0.70	0.70	0.50	0.50	0.30	
walls	0.50	0.30	0.50	0.30	0.30	0.50	0.30	0.50	0.30	0.30	
work pl.	0.20	0.20	0.20	0.20	0.20	0.20	0.20	0.20	0.20	0.20	
Room dim	viewed crosswise					viewed endwise					
x	y										
2H	2H	13.5	14.1	13.7	14.4	14.6	13.5	14.1	13.7	14.4	14.6
	3H	13.3	13.9	13.6	14.2	14.5	13.3	13.9	13.6	14.2	14.5
	4H	13.3	13.8	13.6	14.1	14.4	13.3	13.8	13.6	14.1	14.4
	6H	13.2	13.7	13.5	14.0	14.3	13.2	13.7	13.5	14.0	14.3
	8H	13.1	13.6	13.5	14.0	14.3	13.1	13.6	13.5	14.0	14.3
	12H	13.1	13.6	13.5	13.9	14.3	13.1	13.6	13.5	13.9	14.3
4H	2H	13.3	13.8	13.6	14.1	14.4	13.3	13.8	13.6	14.1	14.4
	3H	13.1	13.6	13.5	13.9	14.3	13.1	13.6	13.5	13.9	14.3
	4H	13.0	13.4	13.4	13.8	14.2	13.0	13.4	13.4	13.8	14.2
	6H	12.9	13.3	13.4	13.7	14.1	12.9	13.3	13.4	13.7	14.1
	8H	12.9	13.2	13.3	13.6	14.1	12.9	13.2	13.3	13.6	14.1
	12H	12.8	13.1	13.3	13.6	14.0	12.8	13.1	13.3	13.6	14.0
8H	4H	12.9	13.2	13.3	13.6	14.1	12.9	13.2	13.3	13.6	14.1
	6H	12.8	13.1	13.3	13.5	14.0	12.8	13.1	13.3	13.5	14.0
	8H	12.7	13.0	13.2	13.4	13.9	12.7	13.0	13.2	13.4	13.9
	12H	12.7	12.9	13.2	13.4	13.9	12.7	12.9	13.2	13.4	13.9
12H	4H	12.8	13.1	13.3	13.6	14.0	12.8	13.1	13.3	13.6	14.0
	6H	12.7	13.0	13.2	13.4	13.9	12.7	13.0	13.2	13.4	13.9
	8H	12.7	12.9	13.2	13.4	13.9	12.7	12.9	13.2	13.4	13.9
Variations with the observer position at spacing:											
S =	1.0H	5.1 / -14.3					5.1 / -14.3				
	1.5H	7.9 / -16.4					7.9 / -16.4				
	2.0H	9.9 / -17.8					9.9 / -17.8				