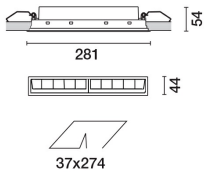



Last information update: October 2024

Product configuration: QR42

QR42: Recessed Frame section 10 LEDs - Tunable White - Wall Washer Longitudinal Glare Control



Product code

QR42: Recessed Frame section 10 LEDs - Tunable White - Wall Washer Longitudinal Glare Control

Technical description

Miniaturized recessed linear luminaire. LED lamps with different colour temperatures that allow them to be modulated. This variation is achieved by mixing the emission of 5 x 2700K high CRI LEDs and 5 x 5700K high CRI LEDs. The colour temperature remains uniform and constant even when different size products are used together and with an uneven number of warm and cold LEDs. Asymmetrical optic system designed to achieve effective light distribution on walls and avoid any shadow zones near the ceiling. The black polycarbonate perimeter frame is designed to significantly reduce the effect of longitudinal glare. Main body with die-cast aluminium radiant surface, version with perimeter surface frame. Flux enhancer - superpure aluminium reflector - textured PMMA screen. Supplied with an integrated (basic) power system that allows the colour temperature to be varied, without using any extra components, but simply by pressing the buttons (max 4 products). A DALI programmable setup with an intuitive, easy-to-use touch screen can be obtained using codes 6170 + M630. Other management systems are also available with a separate code for larger systems that require the intervention of a specialised technician to programme them: the MH97 + MH93 + MI02 group offers a DALI / KNX programmable solution, and the MH97 + MH93 + M618 group allows the system management to be extended to remote devices like tablet and smartphones too.

Installation

Recessed with steel wire springs for false ceilings from 1 to 25 mm thick - preparation hole 37 x 274. To light walls correctly check the installation distances and centre-to-centre distances indicated on the instructions sheet.

Colour

Black / Black (43) | Black / White (47)

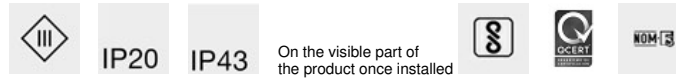
Mounting

wall recessed|ceiling recessed

Wiring

Various management solutions are available with a separate code. For technical data, properties and connection modes see the instruction sheet.

Complies with EN60598-1 and pertinent regulations

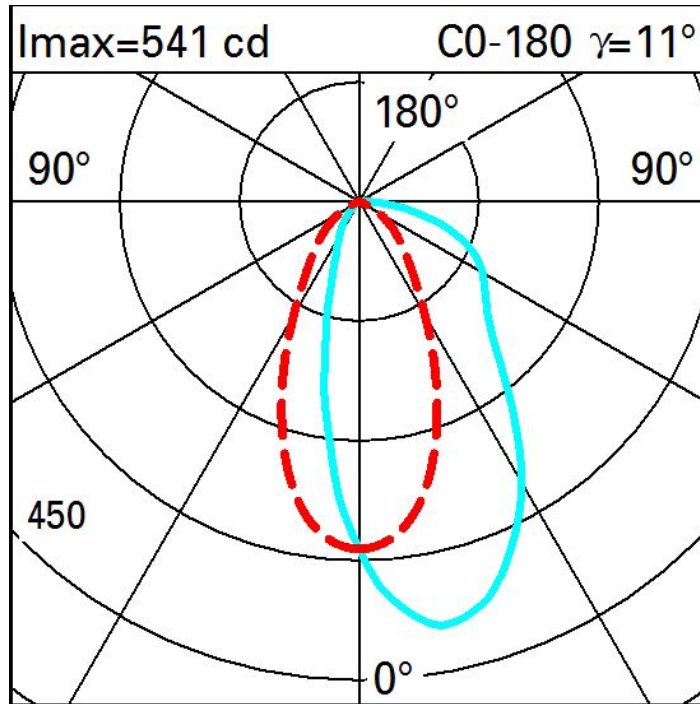


On the visible part of the product once installed

Technical data

lm system:	543	CRI (typical):	97
W system:	18	Colour temperature [K]:	Tunable white 2700 - 5700
lm source:	1750	Life Time LED 1:	50,000h - L90 - B10 (Ta 25°C)
W source:	18	Lamp code:	LED
Luminous efficiency (lm/W, real value):	30.1	Number of lamps for optical assembly:	1
lm in emergency mode:	-	ZVEI Code:	LED
Total light flux at or above an angle of 90° [Lm]:	0	Number of optical assemblies:	1
Light Output Ratio (L.O.R.) [%]:	31	LED current [mA]:	550

Polar



Illuminances

Lux		Wall distance = 1m											
3													
		0.3	0.8	3	13	54	118	54	13	3	0.8	0.3	
2		0.8	2	7	21	53	85	53	21	7	2	0.8	
		2	4	8	20	45	63	45	20	8	4	2	
1		2	4	8	18	33	42	33	18	8	4	2	
		2	4	7	14	22	27	22	14	7	4	2	
0													
	m	-2	-1	0	1	2	3						