

IN60 Space uses catadioptric principle to create an elegant and extremely efficient light emission. Decorative but also comfortable, the Opti Diamond optic will deliver reliable color consistency and professional performances. The metallized modular optic (MMO) will create perfect general lighting on horizontal surfaces. Available as single modules or continuous runs.

Luminaire characteristics:

Power input: Up to 7.2W/ft
Lumens: Up to 1 037lm/ft (3000K, 80CRI)
Luminaire efficacy: Up to 152lm/W

Source:	White LED (LM-80) 2700K: 80CRI, 90CRI, 3000K: 80CRI, 90CRI, 3500K: 80CRI, 90CRI, 4000K: 80CRI, 90CRI.
Lumen maintenance:	80% of initial lumens at 50 000 hours (L80) (LM-79).
Optic:	Opti diamond technology or metallized modular optic.
Material:	Body: Extruded aluminum End caps: Die-cast aluminum Reflector: Thermoplastic Uplight diffuser: Translucent shaped polycarbonate diffuser screen.
Mounting:	Supplied with aircraft suspension cable 5' (1500mm) long. To be installed on a 4" junction box.
Electrical:	Integral high efficiency electronic LED driver, rated 50 000 hours, 120-277V.
Dimming:	D01: 0-10V (120-277V), down to 1%. D10: 0-10V (120-277V), down to 10%. D2B: Lutron Hi-lume® 1% EcoSystem™ (120-277V), down to 1%. SD10: EldoLED SOLOdrive, 0-10V (120-277V), down to 0.1%. ED10: EldoLED ECOdrive, 0-10V (120-277V), down to 1%. SDA: EldoLED SOLOdrive, DALI (120-277V), down to 0.1%. EDA: EldoLED ECOdrive, DALI (120-277V), down to 1%.
Finish:	Available in white RAL9003 or black RAL9004. Gray RAL9006 available on request. The canopy is supplied white, other finishes available on demand.
Weight:	1.72lbs/ft (2.56kg/m)
Warranty:	5 year limited warranty.
Ratings:	IP20
Certification:	cULus listed for damp location. Interior use only.



ORDERING INFO



PRODUCT CODE

--	--	--	--	--	--	--	--

MODEL	LENGTH	OUTPUT	LED	OPTIC	VOLTAGE	FINISH ¹ (PROFILE / BAFFLE)	DIMMING
IN6060 Direct only	2' to 96'	BO Base output	827* 2700K, 80CRI	S Space	120 120V	<i>Space</i>	120V
		HO High output	830 3000K, 80CRI	C MMO	UNV 120-277V	21 White / black	ND No dimming
			835 3500K, 80CRI			31 White / white	120-277V (UNV)
			840 4000K, 80CRI			02 Black / black	ND No dimming
			927* 2700K, 90CRI			23 Black / white	D01 0-10V (down to 1%)
			930 3000K, 90CRI			<i>MMO</i>	D10 0-10V (down to 10%)
			935 3500K, 90CRI			39 White / aluminum	D2B Lutron High-Lume® 1% EcoSystem™ (down to 1%)
			940 4000K, 90CRI			40 Black / aluminum	SDA EldoLED SOLOdrive, DALI (down to 0.1%)
							EDA EldoLED ECOdrive, DALI (down to 1%)
							SD10 EldoLED SOLOdrive, 0-10V (down to 0.1%)
							ED10 EldoLED ECOdrive, 0-10V (down to 1%)

¹ Gray finish available on request, contact customer service for more information.
* LED options may require a longer lead time. Please contact customer service for details.

MOUNTING ACCESSORIES (TO BE ORDERED SEPARATELY)

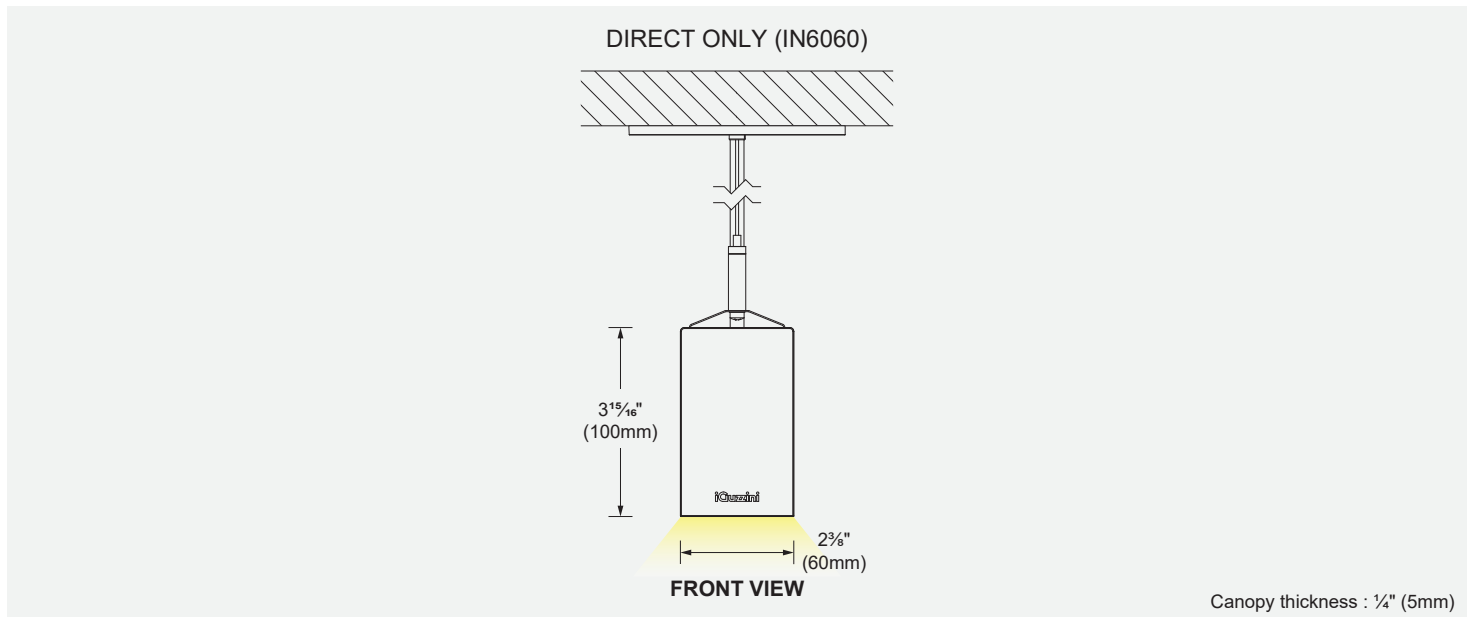
*for installation consult the instruction sheet

- 3637** - Accessory for T-Bar Mounting (White) 1 Kit includes 2 anchors
*for installation consult the instruction sheet




Length	# of kits needed
Up to 8'	1
8' to 24'	2
25' to 40'	3
41' to 56'	4
57' to 72'	5
73' to 88'	6
89' to 96'	7

DIMENSION AND CONFIGURATION



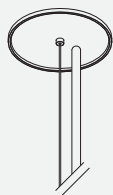
LENGTHS



INSTALLATION OPTIONS (INCLUDED)

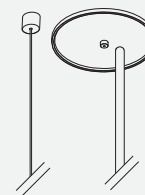
DEFAULT OPTION

The aircraft cable suspension and power cable terminate at the canopy.



ALTERNATE OPTION

The aircraft cable suspension terminates in the ceiling while the power cable and the canopy cover can be located independently.



LED COLOR FIDELITY DATA

CRI	CCT	R1	R2	R3	R4	R5	R6	R7	R8	R9	R10	R11	R12	R13	R14	R15	Rf	Rg	Melanopic ratio
80	2700K	83	94	93	82	84	94	81	58	9	87	83	80	86	97	74	86	96	0.490
	3000K	82	93	94	80	82	91	81	58	5	83	80	74	85	98	74	85	95	0.570
	3500K	83	93	95	81	83	90	83	62	10	83	80	69	86	98	77	84	94	0.640
	4000K	81	90	95	81	81	86	85	62	3	76	80	63	83	98	74	83	95	0.700
90	2700K	97	98	94	95	97	92	88	79	60	96	98	84	99	97	91	91	97	0.540
	3000K	95	99	95	93	95	95	89	79	57	100	96	82	97	98	90	90	96	0.610
	3500K	95	99	95	92	94	95	88	80	58	99	94	78	98	98	91	89	95	0.690
	4000K	94	100	96	90	93	95	89	81	59	98	92	73	97	98	90	88	95	0.790

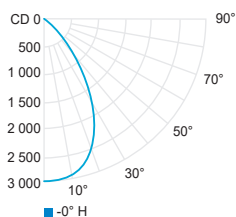
PHOTOMETRIC DATA

DIRECT OUTPUT

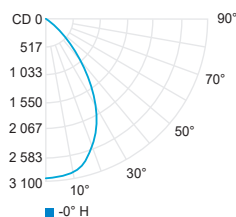
CCT (K)	CRI	OUTPUT	LOAD (W / ft)	OPTIC	BAFFLE FINISH	LUMENS (lm / ft)	EFFICACY (lm / W)	MAX CANDELA (cd)	MODELS
3000K	80	BO	5.4W/ft	Space	Black	709	131	2 385	IN6050-XX-BO830S
			3.4W/ft	Space	White	508	152	1 517	IN6050-XX-BO830S
			4.6W/ft	MMO	Aluminum	616	133	1 792	IN6050-XX-BO830C
		HO	6.8W/ft	Space	Black	887	130	2 981	IN6050-XX-HO830S
			6.8W/ft	Space	White	1 037	152	3 095	IN6050-XX-HO830S
			7.2W/ft	MMO	Aluminum	904	126	2 632	IN6050-XX-HO830C

Use multiplier table for other CCT and CRI output data. Efficacy based on IESNA LM-79 test reports. Visit iguzzini.com/us for complete photometric data.

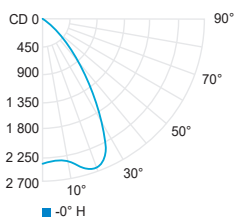
HO Space black (3000K, 80CRI)



HO Space white (3000K, 80CRI)



HO MMO (3000K, 80CRI)



CCT options	2700K	2700K	3000K	3000K	3500K	3500K	4000K	4000K
CRI options	80CRI	90CRI	80CRI	90CRI	80CRI	90CRI	80CRI	90CRI
Multiplier	1	1	1	0.83	1	0.83	1.05	0.89