

Last information update: March 2025

**Product configuration: ET87**

ET87: Spotlight with bracket - Warm White LED - Integrated Ballast - Wide Flood optic - Ta 40°

**Product code**

ET87: Spotlight with bracket - Warm White LED - Integrated Ballast - Wide Flood optic - Ta 40°

**Technical description**

Spotlight designed to use LED lamps and a Wide Flood optic. Consists of a die-cast aluminium optical assembly, bracket and box for the ballast with a clear tempered sodium-calcium safety glass cover. The luminaire is fitted with a double cable gland for pass-through wiring. The optical assembly can be adjusted on a horizontal plane at an angle between -50° / +90°. Agorà is fitted with a graduated scale and mechanical locking device for positioning. The Opti Beam Lens optical system comes complete with a Warm White monochrome LED circuit. The electronic DALI ballast is integrated in the product and compatible with remote management systems. Compatible with programming systems via DALI terminals or an NFC system. Both indoor (diffuser glass covers, lamellar louvers and refractors for elliptical light) and outdoor accessories (cylindrical screens, visors and protective grilles) can be used. All external screws used are made of A2 stainless steel.

**Installation**

Floor, ceiling or wall-mounted installation.

**Colour**

White (01) | Black (04) | Grey (15) | Rust Brown (F5)

**Weight (Kg)**

14.16

**Wiring**

Double PG.

Complies with EN60598-1 and pertinent regulations

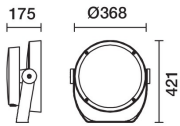


IK08

IP66

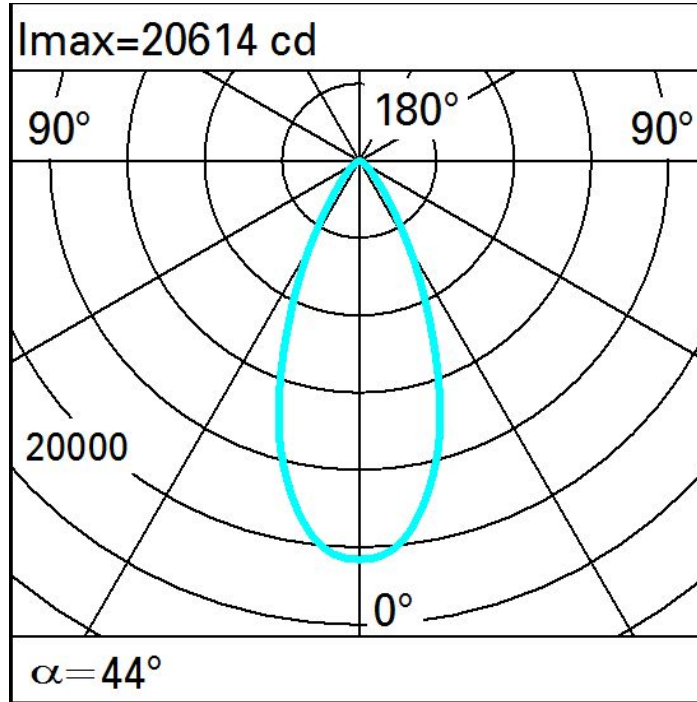


CE

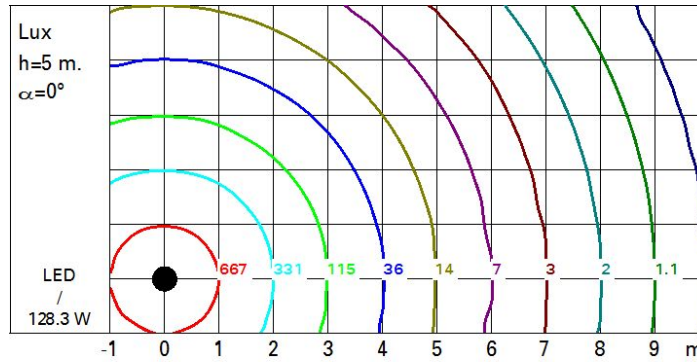
UK  
CA**Technical data**

lm system:	13172	Life Time LED 1:	100,000h - L90 - B10 (Ta 25°C)
W system:	128.3	Life Time LED 2:	100,000h - L90 - B10 (Ta 40°C)
lm source:	17800	Lamp code:	LED
W source:	117	Number of lamps for optical assembly:	1
Luminous efficiency (lm/W, real value):	102.7	ZVEI Code:	LED
lm in emergency mode:	-	Number of optical assemblies:	1
Total light flux at or above an angle of 90° [Lm]:	0	Intervallo temperatura ambiente:	from -30°C to 50°C.
Light Output Ratio (L.O.R.) [%]:	74	Power factor:	See installation instructions
Beam angle [°]:	44°	Inrush current:	58 A / 340 µs
CRI (minimum):	80	Maximum number of luminaires of this type per miniature circuit breaker:	B10A: 4 luminaires B16A: 7 luminaires C10A: 7 luminaires C16A: 11 luminaires
Colour temperature [K]:	2700	Overvoltage protection:	10kV Common mode & 6kV Differential mode
MacAdam Step:	3	Control:	DALI-2

Polar



Isolux



Illuminances

Lux		Wall distance = 1m									
3											
	0.3	1	4	19	62	106	62	19	4	1	0.3
2	3	9	25	78	204	321	204	78	25	9	3
	8	19	48	135	345	538	345	135	48	19	8
1	12	27	66	188	448	652	448	188	66	27	12
	16	38	93	224	418	559	418	224	93	38	16
0											
	m	-2	-1	0	1	2	3				