









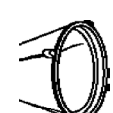
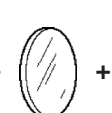



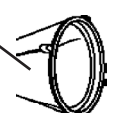
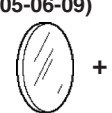

ART.										
	art.	art.	art.	art.	art.	art.	art.	art.	art.	art.
E981	1158 (65)	1195	6190	-	6193	6194	5937	5938	5943	6191
E982	1158 (65)	1195	6190	-	6193	6194	5937	5940	5943	6191
E983	1158 (65)	1195	6190	6192	-	6194	5937	5940	5943	-
E984	1158 (65)	1195	6190	6192	-	6194	5937	5940	5943	-
E985	1158 (65)	1195	6190	6192	6193	-	5937	5940	5943	-
E986	1158 (65)	1195	6190	6192	6193	-	5937	5940	5943	-
BV00	1158	1195	6190	-	6193	6194	5937	5938	5943	6191
BV01	1158	1195	6190	-	6193	6194	5937	5940	5943	6191
BV02	1158	1195	6190	6192	-	6194	5937	5940	5943	-
BV03	1158	1195	6190	6192	-	6194	5937	5940	5943	-
BV04	1158	1195	6190	6192	6193	-	5937	5940	5943	-
BV05	1158	1195	6190	6192	6193	-	5937	5940	5943	-
BV52	-	-	-	-	-	-	5937	5940	5943	-
BV53	-	-	-	-	-	-	5937	5940	5943	-
BV54	-	-	-	-	-	-	5937	5940	5943	-
BV55	-	-	-	-	-	-	5937	5940	5943	-

MAXIWOODY

 +  +  **OK**


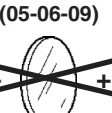
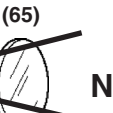
art.BV00 - BV01
BV02 - BV03
BV04 - BV05

(05-06-09) (65)

 +  +  **OK**

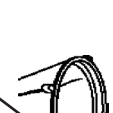
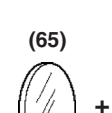

art.E981 - E982
E983 - E984
E985 - E986

(05-06-09) (65)

~~ +  + ~~ **NO**


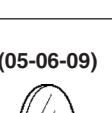

art.E981 - E982
E983 - E984
E985 - E986

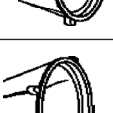
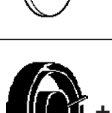

(65)

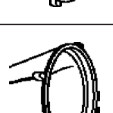

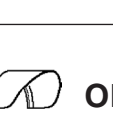
 +  +  **OK**




art.BV00 - BV01
BV02 - BV03
BV04 - BV05

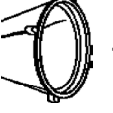
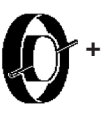

(05-06-09)

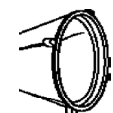


 +  +  **OK**

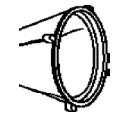

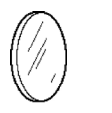
 +  +  **OK**

 +  +  **OK**

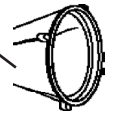
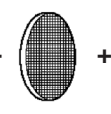

 +  +  **OK**

 +  +  **OK**

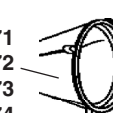
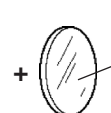
 +  +  **OK**

 +  +  **OK**

art.BV00
BV01
E981
E982


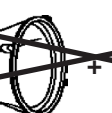
 +  +  **OK**

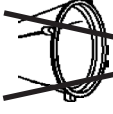

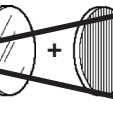

* art. 5671
5672
5673
5674

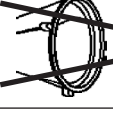
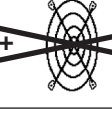
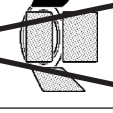
 + 



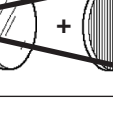

Colorato - Coloured - Couleur
Farbig - Gekleurd - Colorado
Farvet - Farget - Färgat
Цветной - 带颜色的
(065)NITRIC
ART. 1160

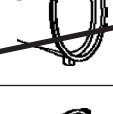
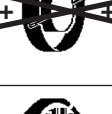
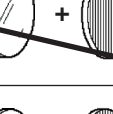

art.BV00
BV01

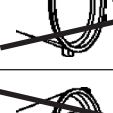



~~ + ~~ **NO**

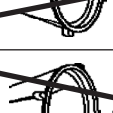

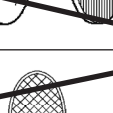

~~ +  +  + ~~ **NO**

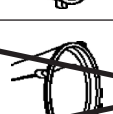
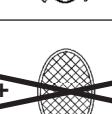

~~ +  + ~~ **NO**


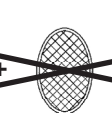
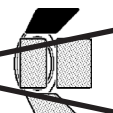
~~ +  +  + ~~ **NO**




~~ +  +  + ~~ **NO**

~~ +  +  + ~~ **NO**





~~ +  +  + ~~ **NO**

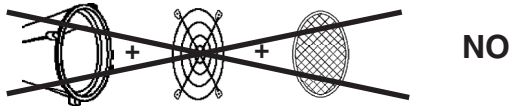
~~ +  + ~~ **NO**

~~ +  + ~~ **NO**

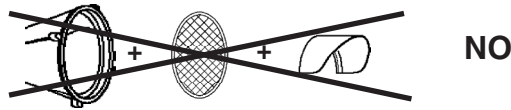
~~ +  + ~~ **NO**

MAXIWOODY 600W/1000W

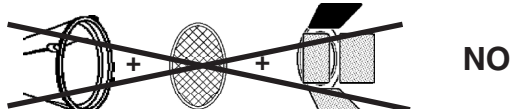
art.				
art.	art.	art.	art.	art.
6167 + 6171 6168 + 6171 6169 + 6171	5945	5942	5935	6176
6167 + 6172 6168 + 6172 6169 + 6172	5945	5942	5935	6176



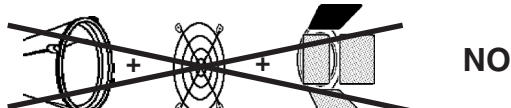
NO



NO

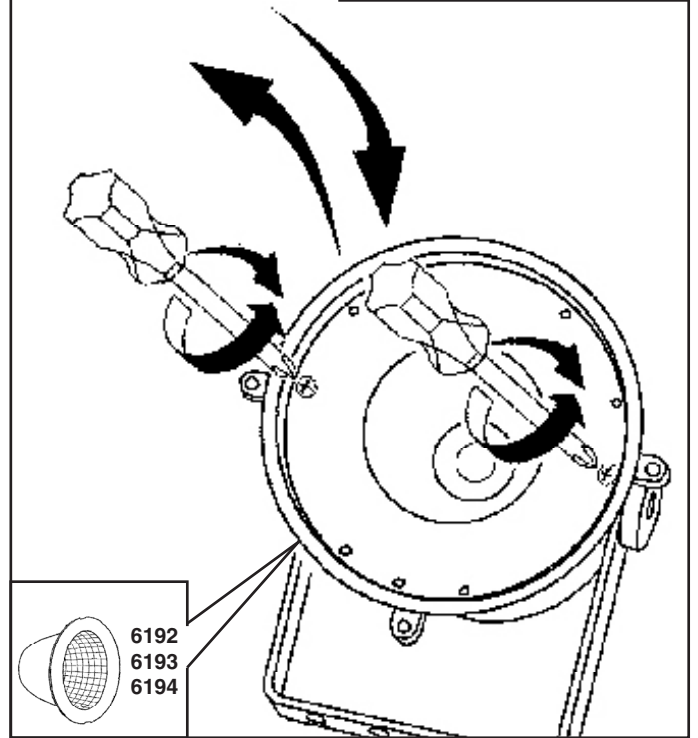
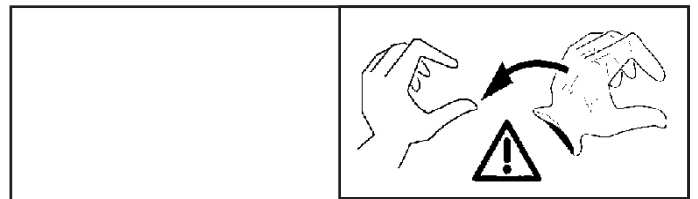
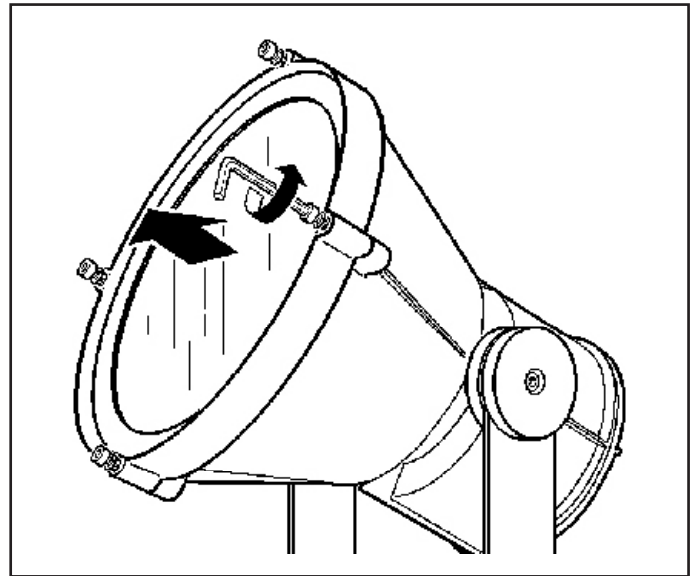
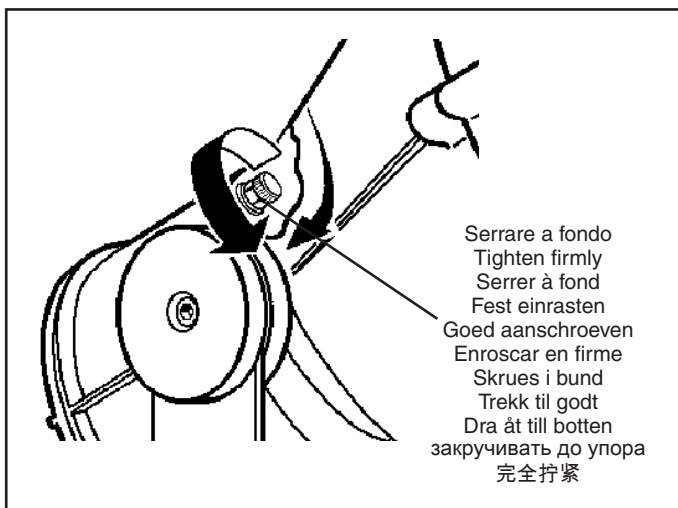


NO



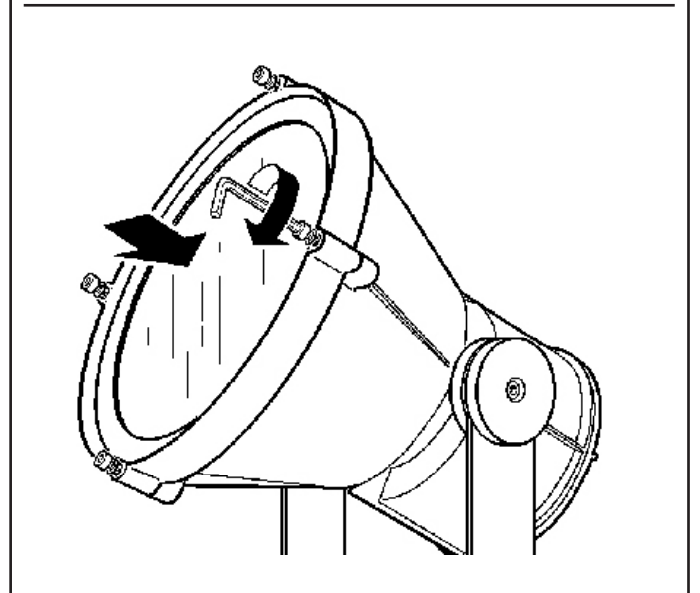
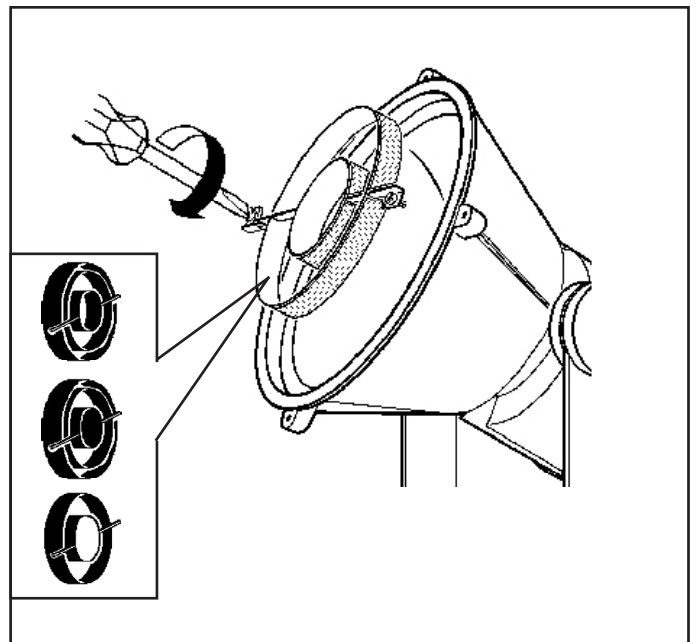
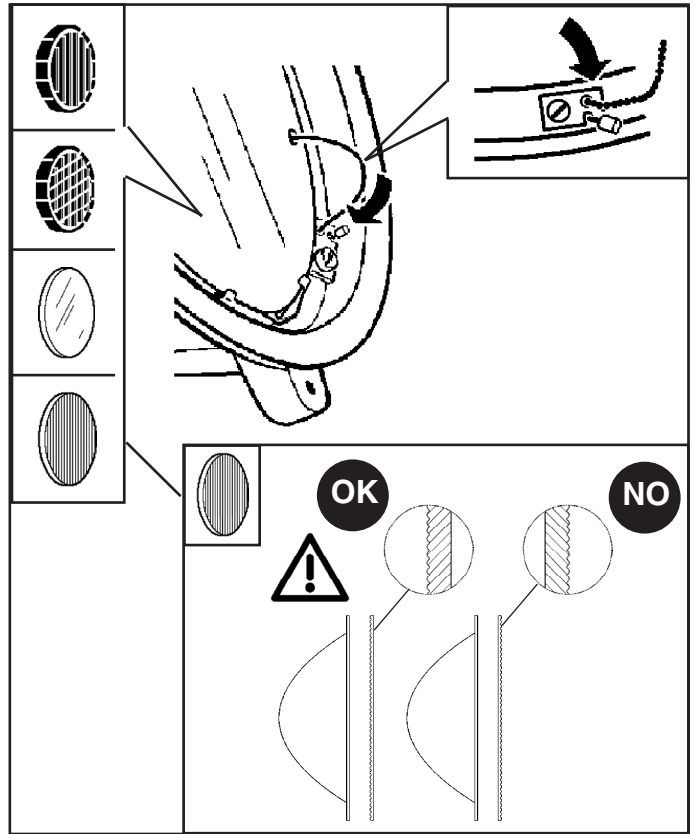
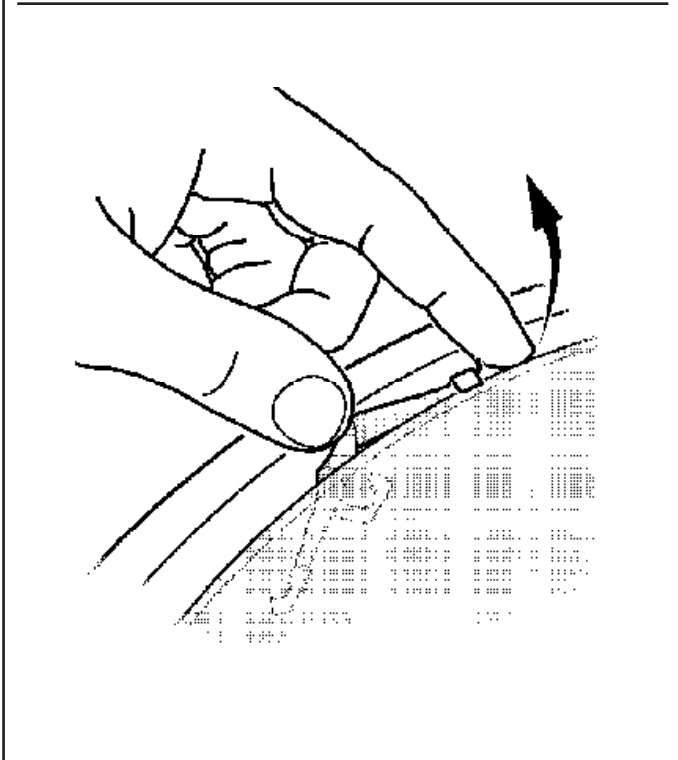
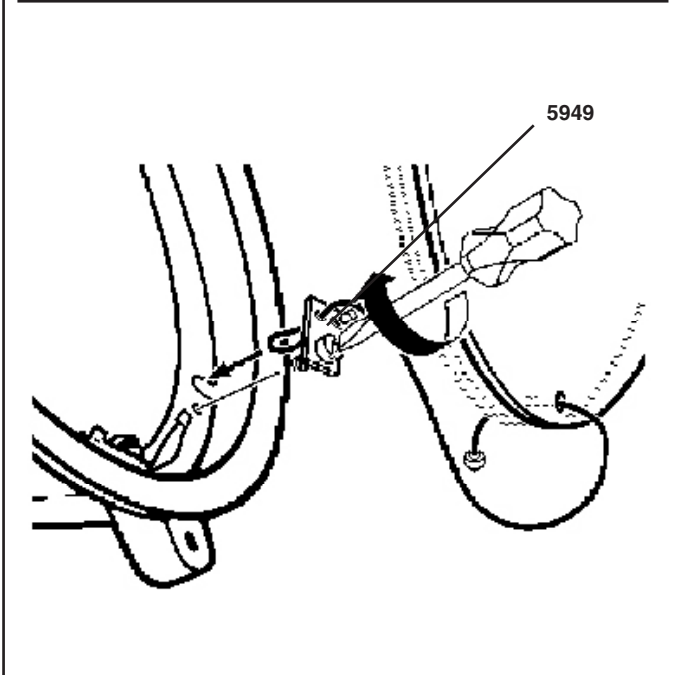
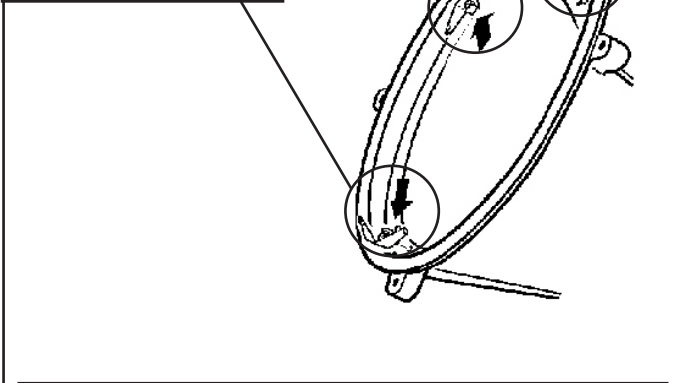
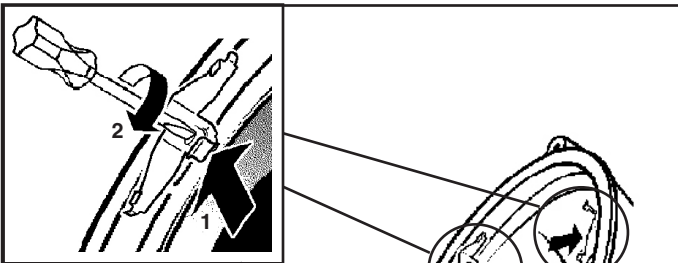
NO

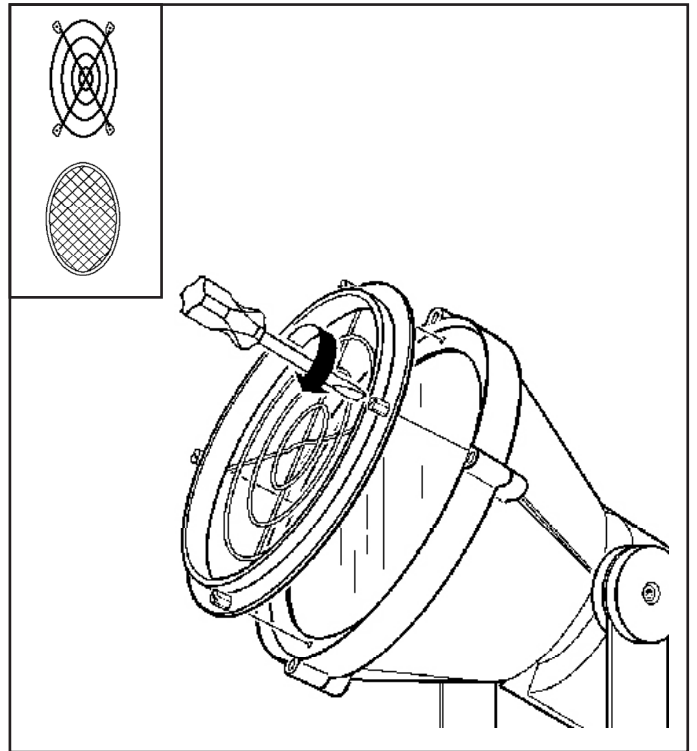
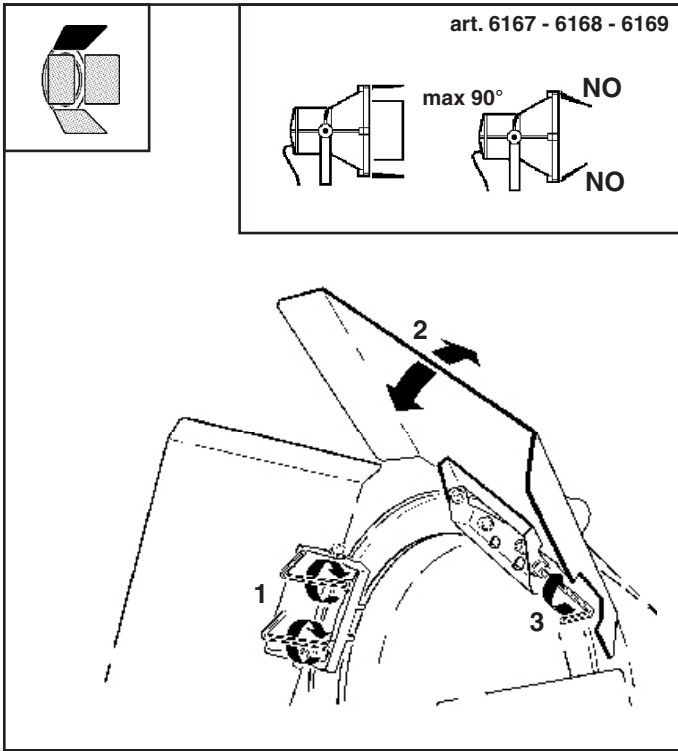
- I **N.B.** Si consiglia di effettuare le operazioni d'installazione o di manutenzione all'interno del vano ottico, in ambienti interni o quanto meno in assenza di umidità o pioggia.
- GB **N.B.:** Installation and maintenance operations must be carried out inside the optical assembly, indoor and in a place with no humidity or rain.
- F **N.B.:** Pour effectuer les opérations d'installation ou d'entretien des composants intérieurs du bloc optique, il est conseillé de se rendre dans un espace clos, ou tout du moins à l'abri de l'humidité ou de la pluie.
- D **Hinweis:** Es empfiehlt sich, alle Installations- oder Wartungseingriffe am Leuchtgehäuse in geschlossenen Räumen bzw. bei trockenen Luftverhältnissen vorzunehmen (Feuchtigkeit und Regen vermeiden).
- NL **N.B.:** We raden u aan de installatie- of onderhoudshandelingen van de optische behuizing binnenshuis uit te voeren, of in ieder geval in een omgeving waar geen vocht of regen is.
- E **N.B.:** Se recomienda efectuar las operaciones de instalación o mantenimiento dentro del cuerpo óptico, en interiores o por lo menos en ausencia de humedad o lluvia.
- DK **N.B.** Det anbefales at udføre installation eller vedligeholdelse inden i den optiske enhed indendør på et område fri for fugt og regn.
- N **N.B.:** Det anbefales å utgjøre installasjons- eller vedlikeholdsinngrepene inne i det optiske rommet, innendørs eller i hvert fall der det ikke finnes fuktighet eller regn.
- S **OBS!** Det rekommenderas att utföra installations- eller underhållsinsgrepp inuti det optiska rummet inomhus eller åtminstone i avsaknad av fukt eller regn..
- RUS **ПРИМЕЧАНИЕ:** Рекомендуется выполнять монтаж или техническое обслуживание внутри лампового отсека в закрытых помещениях или по крайней мере в отсутствие влаги или атмосферных осадков.
- CN 注释：建议在光学空间内部进行安装或者维修操作至少在内部环境或者不存在雨水或潮湿的环境。



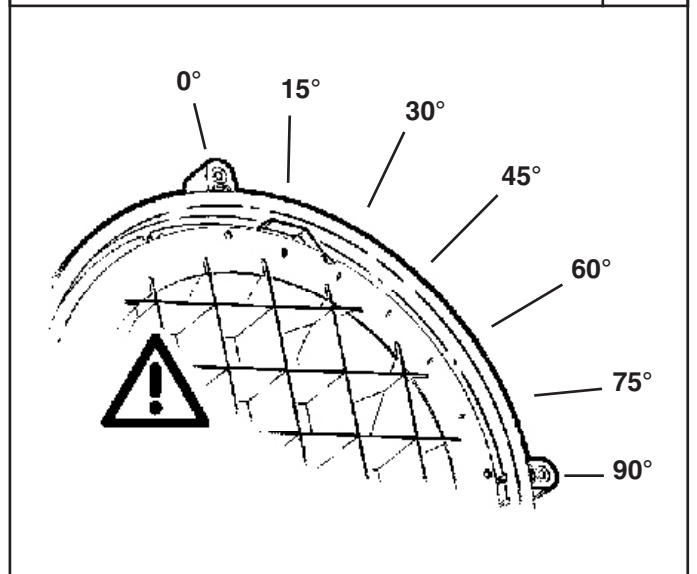
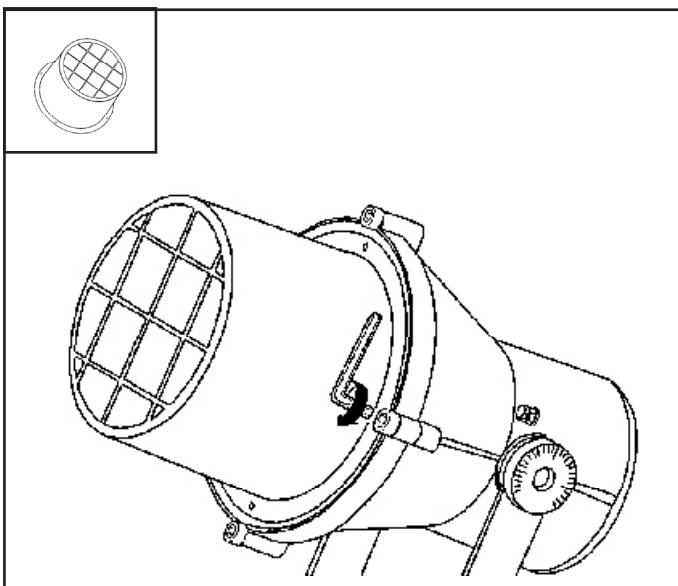
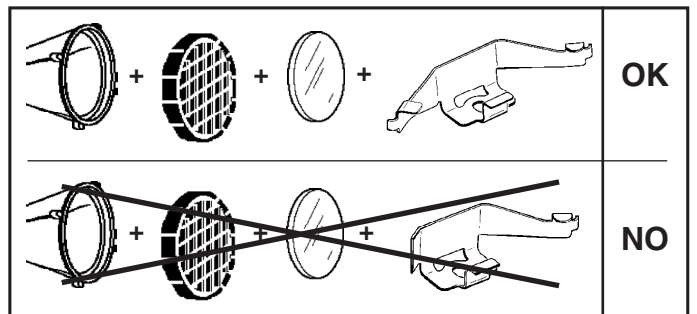
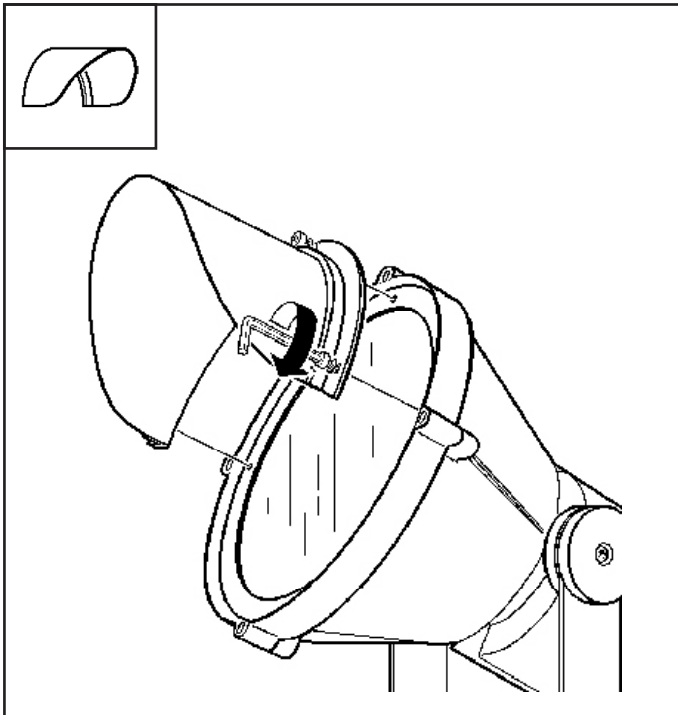
MAXIWOODY

- I Le molle di sostegno per i filtri hanno due sedi ad altezze differenti. Questo permette di installare contemporaneamente filtri colorati e diffusori.
- GB The springs supporting the filters have two housings and different heights. This makes it possible to install coloured filters and diffusers at the same time.
- F Les ressorts support de filtres ont deux logements situés à des hauteurs différentes. Ceci permet d'installer à la fois des filtres colorés et des diffuseurs.
- D Die Filterhaltefedern befinden sich an zweierlei Stellen in unterschiedlicher Höhe. So lassen sich gleichzeitig Farbfilter und Diffusoren einsetzen.
- NL De veren ter ondersteuning van de filters hebben twee behuizingen op verschillende hoogten. Dit biedt de mogelijkheid tegelijkertijd gekleurde filters en lichtschermen te installeren.
- E Los muelles de soporte para los filtros tiene dos alojamientos a una altura diferente. Esto permite la instalación simultánea de filtros cromáticos y difusores.
- DK Fjødrene til montering af filtrene har to rammer med forskellig højde. Det gør det muligt at installere farvefilter og lyspredere samtidig.
- N Fjødrene som støtter filtrene har to rammer og ulike høyder. Dette gjør det mulig å installere fargede filtre og diffusere samtidig.
- S Filtrens stödfjädrar har två säten för olika höjder. Detta medger att installera färgade filter och ljusspridare samtidigt.
- RUS В опорных пружинах фильтров имеются два гнезда, расположенные на разной высоте. Это позволяет одновременно установить цветные фильтры и диффузоры.
- CN 支撐濾光器的彈簧有兩個高度不同的机架，因此可以同時安裝彩色濾光器和散射器。





INSTALLAZIONE E REGOLAZIONE DELLO SCHERMO FRANGILUCE
 LOUVER SCREEN INSTALLATION AND ADJUSTMENT
 INSTALLATION ET RÉGLAGE DE LA GRILLE DE DÉFILEMENT
 INSTALLATION UND EINSTELLUNG DES BLENDSCHUTZSCHIRMS
 INSTALLATIE EN AFSTELLING VAN HET LAMELLENSCHERM
 INSTALACIÓN Y REGULACIÓN DE LA PANTALLA ANTIDESLUMBRANTE.
 INSTALLATION OG REGULERING AF LYSSPREDESKÆRMEN
 INSTALLASJON OG JUSTERING AV LYSDELESKJERMEN
 INSTALLATION OCH REGLERING AV LJUSSKÄRMEN
 МОНТАЖ И РЕГУЛЯЦИЯ ЭКРАНА ДИФФУЗОРА
 百叶屏安装和调整



2.519.544.00
IS08195/00



NON TOCCARE
DO NOT TOUCH
NE PAS TOUCHER
NICHT BERÜHREN
NIET AANRAKEN
NO TOCAR
MÅ IKKE BERØRES
MÅ IKKE BERØRES
VIDRÖR INTE
HE KACATЬCЯ
切勿触摸

LED



iGuzzini

2.519.544.00
IS08195/00



NON TOCCARE
DO NOT TOUCH
NE PAS TOUCHER
NICHT BERÜHREN
NIET AANRAKEN
NO TOCAR
MÅ IKKE BERØRES
MÅ IKKE BERØRES
VIDRÖR INTE
HE KACATЬCЯ
切勿触摸

LED



iGuzzini

2.519.544.00
IS08195/00



NON TOCCARE
DO NOT TOUCH
NE PAS TOUCHER
NICHT BERÜHREN
NIET AANRAKEN
NO TOCAR
MÅ IKKE BERØRES
MÅ IKKE BERØRES
VIDRÖR INTE
HE KACATЬCЯ
切勿触摸

LED



iGuzzini

2.519.544.00
IS08195/00



NON TOCCARE
DO NOT TOUCH
NE PAS TOUCHER
NICHT BERÜHREN
NIET AANRAKEN
NO TOCAR
MÅ IKKE BERØRES
MÅ IKKE BERØRES
VIDRÖR INTE
HE KACATЬCЯ
切勿触摸

LED



iGuzzini

2.519.544.00
IS08195/00



NON TOCCARE
DO NOT TOUCH
NE PAS TOUCHER
NICHT BERÜHREN
NIET AANRAKEN
NO TOCAR
MÅ IKKE BERØRES
MÅ IKKE BERØRES
VIDRÖR INTE
HE KACATЬCЯ
切勿触摸

LED



iGuzzini

2.519.544.00
IS08195/00



NON TOCCARE
DO NOT TOUCH
NE PAS TOUCHER
NICHT BERÜHREN
NIET AANRAKEN
NO TOCAR
MÅ IKKE BERØRES
MÅ IKKE BERØRES
VIDRÖR INTE
HE KACATЬCЯ
切勿触摸

LED



iGuzzini

2.519.544.00
IS08195/00



NON TOCCARE
DO NOT TOUCH
NE PAS TOUCHER
NICHT BERÜHREN
NIET AANRAKEN
NO TOCAR
MÅ IKKE BERØRES
MÅ IKKE BERØRES
VIDRÖR INTE
HE KACATЬCЯ
切勿触摸

LED



iGuzzini

2.519.544.00
IS08195/00



NON TOCCARE
DO NOT TOUCH
NE PAS TOUCHER
NICHT BERÜHREN
NIET AANRAKEN
NO TOCAR
MÅ IKKE BERØRES
MÅ IKKE BERØRES
VIDRÖR INTE
HE KACATЬCЯ
切勿触摸

LED



iGuzzini