

## Laser Blade XS

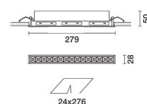

Design iGuzzini

iGuzzini

Last information update: April 2024

### Product configuration: Q957

Q957: Frame recessed luminaire - 15 cells - General Lighting Pro - DALI



### Product code

Q957: Frame recessed luminaire - 15 cells - General Lighting Pro - DALI

### Technical description

Rectangular recessed miniaturised luminaire with 15 optical elements for LED sources - fixed optics with metallised thermoplastic high definition Opti-Beam reflectors, integrated in a set-back position in the anti-glare screen. Main body with die-cast aluminium radiant surface, version with perimeter surface frame. Despite the ultracompact size of the product, the combination of a total white finish and the patented technology of the optic system guarantees an even and efficient luminous flux optimised by a special diffuser screen that reduces direct glare significantly. Supplied with DALI dimmable electronic power supply connected to the luminaire.

### Installation

Recessed with steel wire springs for false ceilings from 1 to 25 mm thick - preparation hole 24 x 276.

### Colour

White (01)

### Weight (Kg)

0.75

### Mounting

wall recessed|ceiling recessed

### Wiring

On power supply; quick-coupling connection

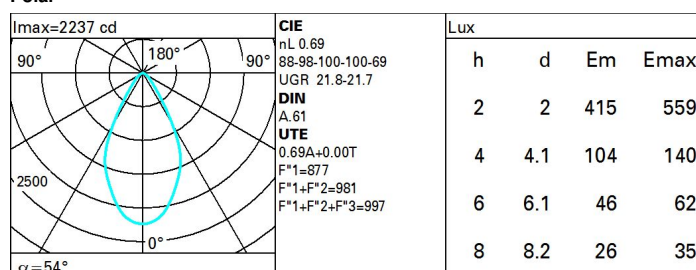
Complies with EN60598-1 and pertinent regulations



### Technical data

lm system:	1863	Life Time LED 1:	> 50,000h - L80 - B10 (Ta 25°C)
W system:	33.8	Lamp code:	LED
lm source:	2700	Number of lamps for optical assembly:	1
W source:	30	ZVEI Code:	LED
Luminous efficiency (lm/W, real value):	55.1	Number of optical assemblies:	1
lm in emergency mode:	-	Power factor:	See installation instructions
Total light flux at or above an angle of 90° [Lm]:	0	Inrush current:	9 A / 22 µs
Light Output Ratio (L.O.R.) [%]:	69	Maximum number of luminaires of this type per miniature circuit breaker:	B10A: 20 luminaires B16A: 33 luminaires C10A: 34 luminaires C16A: 56 luminaires
CRI (minimum):	90	Minimum dimming %:	1
Colour temperature [K]:	3000	Overvoltage protection:	2kV Common mode & 1kV Differential mode
MacAdam Step:	2	Control:	DALI-2

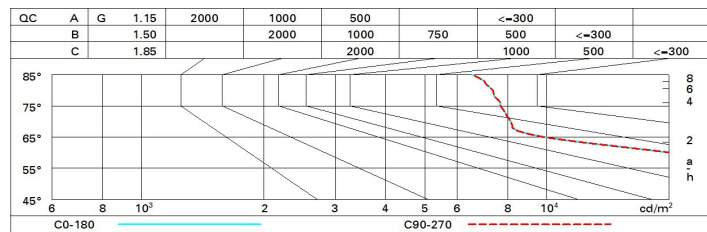
### Polar



# Utilisation factors

R	77	75	73	71	55	53	33	00	DRR
K0.8	58	54	51	49	54	51	51	48	69
1.0	62	58	55	53	57	55	54	52	75
1.5	66	63	61	59	62	60	60	57	83
2.0	69	66	65	63	65	64	63	61	88
2.5	70	68	67	66	67	66	65	63	92
3.0	71	70	69	68	69	68	67	65	94
4.0	72	71	70	70	70	69	68	66	96
5.0	73	72	71	71	71	70	69	67	97

# Luminance curve limit



# UGR diagram

Corrected UGR values (at 2700 lm bare lamp luminous flux)											
Reflect.: ceiling/cav walls work pl. Room dim x y		viewed crosswise					viewed endwise				
2H	2H	21.9	22.5	22.1	22.7	23.0	21.9	22.5	22.1	22.7	23.0
	3H	21.8	22.4	22.2	22.7	23.0	21.9	22.4	22.2	22.7	23.0
	4H	21.8	22.4	22.2	22.6	23.0	21.8	22.4	22.2	22.6	22.9
	6H	21.8	22.3	22.2	22.6	22.9	21.7	22.2	22.1	22.6	22.9
	8H	21.8	22.3	22.2	22.6	22.9	21.7	22.2	22.1	22.5	22.9
	12H	21.8	22.2	22.1	22.6	22.9	21.7	22.1	22.1	22.5	22.8
4H	2H	21.8	22.4	22.2	22.6	22.9	21.8	22.4	22.2	22.6	23.0
	3H	21.8	22.3	22.2	22.6	23.0	21.9	22.3	22.2	22.7	23.0
	4H	21.8	22.2	22.2	22.6	23.0	21.8	22.2	22.2	22.6	23.0
	6H	21.8	22.2	22.3	22.6	23.0	21.8	22.1	22.2	22.5	22.9
	8H	21.8	22.1	22.3	22.6	23.0	21.7	22.1	22.2	22.5	22.9
	12H	21.8	22.1	22.3	22.5	23.0	21.7	22.0	22.2	22.4	22.9
8H	4H	21.7	22.1	22.2	22.5	22.9	21.8	22.1	22.3	22.6	23.0
	6H	21.8	22.0	22.3	22.5	23.0	21.8	22.1	22.3	22.5	23.0
	8H	21.8	22.0	22.3	22.5	23.0	21.8	22.0	22.3	22.5	23.0
	12H	21.8	22.0	22.3	22.5	23.0	21.8	22.0	22.3	22.5	23.0
12H	4H	21.7	22.0	22.2	22.4	22.9	21.8	22.1	22.3	22.5	23.0
	6H	21.7	22.0	22.2	22.4	22.9	21.8	22.0	22.3	22.5	23.0
	8H	21.8	22.0	22.3	22.5	23.0	21.8	22.0	22.3	22.5	23.0
Variations with the observer position at spacing:											
S =		1.0H					2.4 / -2.2				
		1.5H					4.5 / -4.7				
		2.0H					6.3 / -6.0				