

Underscore X26

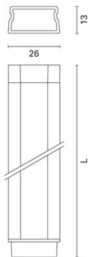
Design iGuzzini

iGuzzini

Last information update: June 2023

Product configuration: M846

M846: X26 surface 250 High Flux 4200K



Product code

M846: X26 surface 250 High Flux 4200K **Attention! Code no longer in production**

Technical description

Rigid-profile product for linear LED lighting, designed to be surface-mounted. High Flux version recommended for lighting display cases, shelves, display corners and perimeter borders. Extruded aluminium bar structure, with diffusing opal polycarbonate linear screen. Moulded polycarbonate sides and end closing caps. Removing the end closing caps allows direct connection to the next profile thanks to a practical quick-coupling system. Version with 3 LED 24Vdc high emission module (total 3W) - white colour, neutral white tone (4200K) - colour rendering index (CRI) 80. Ballast not included.

Installation

Profile snap-on fixing on accessory clips (MWJ8); the clips are fixed to the installation surface with screws and screw anchors (not included). Other fixing systems are available: adjustable arms (MWJ5 - L100; MWJ6 - L200), adjustable base (MWJ4)

Colour

Aluminium (12)

Mounting

wall surface|ceiling surface

Wiring

Constant voltage ballasts to be ordered separately: electronic 50W 24V (MWK4) - electronic 70W 24V dimmable 1-10V (MWK5). Power supply end cap with cable (MWJ9 - for connection to the ballast); intermediate power supply cap with cable (MWK0 - for connection between modules)

Notes

For fixing, connections and power supply, use the components available with a separate code.

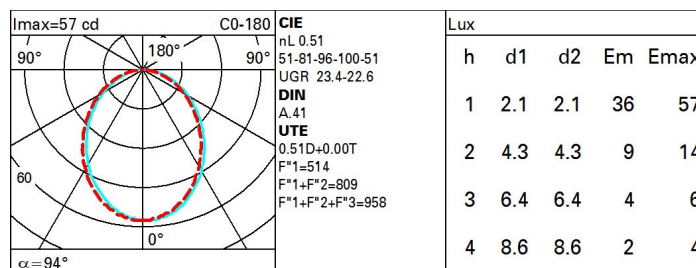
Complies with EN60598-1 and pertinent regulations



Technical data

Im system:	136	Colour temperature [K]:	4000
W system:	3.7	Life Time LED 1:	50,000h - L70 - B20 (Ta 25°C)
Im source:	265	Ballast losses [W]:	0.3
W source:	3.4	Lamp code:	LED
Luminous efficiency (Im/W, real value):	36.8	Number of lamps for optical assembly:	1
Im in emergency mode:	-	ZVEI Code:	LED
Total light flux at or above an angle of 90° [Lm]:	0	Number of optical assemblies:	1
Light Output Ratio (L.O.R.) [%]:	51	LED current [mA]:	350
CRI (minimum):	80		

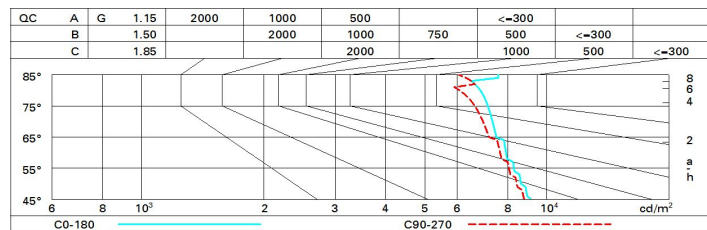
Polar



Utilisation factors

R	77	75	73	71	55	53	33	00	DRR
K0.8	35	29	26	23	29	25	25	22	42
1.0	38	33	30	27	32	29	29	25	49
1.5	43	39	36	33	38	35	35	32	62
2.0	46	43	40	38	42	40	39	36	70
2.5	48	45	43	41	44	42	42	39	76
3.0	49	47	45	43	46	44	43	41	79
4.0	51	49	47	46	48	46	46	43	84
5.0	52	50	49	48	49	48	47	45	87

Luminance curve limit



UGR diagram

Corrected UGR values (at 279 lm bare lamp luminous flux)											
Reflect.: ceiling/cav walls work pl. Room dim x y		0.70	0.70	0.50	0.50	0.30	0.70	0.70	0.50	0.50	0.30
		0.50	0.30	0.50	0.30	0.30	0.50	0.30	0.50	0.30	0.30
		0.20	0.20	0.20	0.20	0.20	0.20	0.20	0.20	0.20	0.20
		viewed crosswise					viewed endwise				
2H	2H	19.5	20.6	19.8	20.9	21.2	19.3	20.5	19.7	20.8	21.0
	3H	21.0	22.0	21.3	22.3	22.6	19.8	20.9	20.2	21.2	21.5
	4H	21.6	22.6	22.0	22.9	23.3	20.0	21.0	20.4	21.3	21.6
	6H	22.2	23.1	22.6	23.4	23.8	20.1	21.0	20.5	21.4	21.7
	8H	22.4	23.3	22.8	23.6	24.0	20.1	21.0	20.5	21.3	21.7
	12H	22.6	23.4	23.0	23.8	24.1	20.1	20.9	20.5	21.3	21.7
4H	2H	20.1	21.1	20.5	21.4	21.7	21.3	22.3	21.7	22.6	22.9
	3H	21.8	22.6	22.2	23.0	23.3	22.0	22.8	22.4	23.2	23.5
	4H	22.5	23.3	23.0	23.7	24.1	22.3	23.0	22.7	23.4	23.8
	6H	23.2	23.8	23.6	24.3	24.7	22.5	23.2	23.0	23.6	24.0
	8H	23.4	24.0	23.9	24.5	24.9	22.6	23.2	23.1	23.6	24.1
	12H	23.7	24.2	24.1	24.7	25.1	22.6	23.2	23.1	23.6	24.1
8H	4H	22.8	23.4	23.3	23.8	24.3	23.0	23.6	23.5	24.0	24.5
	6H	23.6	24.1	24.1	24.5	25.0	23.4	23.9	23.9	24.4	24.8
	8H	23.9	24.4	24.4	24.8	25.3	23.6	24.0	24.1	24.5	25.0
	12H	24.2	24.6	24.7	25.1	25.6	23.7	24.1	24.2	24.6	25.1
12H	4H	22.8	23.4	23.3	23.8	24.3	23.2	23.7	23.6	24.1	24.6
	6H	23.6	24.1	24.1	24.6	25.1	23.6	24.0	24.1	24.5	25.0
	8H	24.0	24.4	24.5	24.9	25.4	23.8	24.2	24.3	24.7	25.2
Variations with the observer position at spacing:											
S =	1.0H	0.1 / -0.1					0.1 / -0.1				
	1.5H	0.2 / -0.3					0.2 / -0.4				
	2.0H	0.5 / -0.6					0.4 / -0.7				