Le Perroquet

Design Piano Design **iGuzzini**

Last information update: November 2024

Product configuration: RR78
RR78: Pendant-mounted with base - Medium body spotlight - warm white - DALI - WIDE-FLOOD



Product code
RR78: Pendant-mounted with base - Medium body spotlight - warm white - DALI - WIDE-FLOOD

Technical description
Pendant luminaire with ceiling-mounted installation base. High yield LED lamp with high color rendering index. Adjustable pendant spotlight made of die-cast aluminium and thermoplastic material. Die-cast aluminium, ceiling-mounting base. The lower section of the base integrates the balanced pendant system with double steel cable - L max 2000 mm - and adjustment system. Fitted with mechanical aiming locks, so rotation and tilting movements can be locked in position to ensure efficient light aiming even after the original installation or during maintenance. The optical assembly is equipped with an accessory holding ring designed to contain a flat accessory. Another external component can also be applied - asymmetric screen / directional flaps; the external accessories can rotate freely about the spotlight longitudinal axis. DALI dimmable power supply unit integrated in the spotlight body.

Installation
Base for ceiling-mounting - fixed to installation surface with screws and screw anchors (not included) - pendant cables L max 2000.

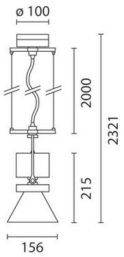

Colour
White (01) | Grey (15)

Weight (Kg)
1.64

Mounting
ceiling pendant

Wiring
Integrated DALI dimmer power supply unit. Terminals for connecting to mains network available on the ceiling-mounted base.

Complies with EN60598-1 and pertinent regulations

850°C IP20 pending

Technical data

Im system:	3487	CRI (minimum):	90
W system:	37.5	Colour temperature [K]:	3000
Im source:	4470	MacAdam Step:	2
W source:	32	Life Time LED 1:	> 50,000h - L90 - B10 (Ta 25°C)
Luminous efficiency (lm/W, real value):	93	Lamp code:	LED
Im in emergency mode:	-	Number of lamps for optical assembly:	1
Total light flux at or above an angle of 90° [Lm]:	0	ZVEI Code:	LED
Light Output Ratio (L.O.R.) [%]:	78	Number of optical assemblies:	1
Beam angle [°]:	52°	Control:	DALI-2

Polar

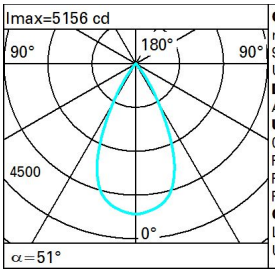

CIE
nL 0.78
99-100-100-100-78
UGR 16.3-16.3
DIN
A.61
UTE
0.78A+0.00T
F"1=986
F"1+F"2=998
F"1+F"2+F"3=1000
CIBSE
LG3 L<1500 cd/m² at 65°
UGR<19 I L<1500 cd/mq @65°

Lux

h	d	Em	Emax
2	1.9	1004	1289
4	3.8	251	322
6	5.8	112	143
8	7.7	63	81

Utilisation factors

R	77	75	73	71	55	53	33	00	DRR
K0.8	70	66	64	62	66	63	63	60	77
1.0	73	70	67	66	69	67	67	64	82
1.5	77	74	72	71	73	72	71	69	88
2.0	79	78	76	75	76	75	74	72	92
2.5	81	79	78	77	78	77	76	74	95
3.0	82	81	80	79	80	79	78	76	97
4.0	83	82	82	81	81	80	79	77	99
5.0	83	83	82	82	81	81	80	78	100

Luminance curve limit

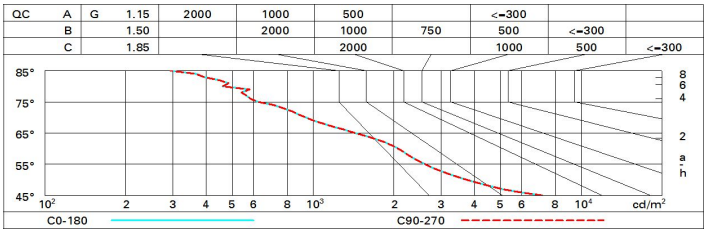

UGR diagram

Corrected UGR values (at 4470 lm bare lamp luminous flux)

Riflect.:											
ceil/cav		0.70	0.70	0.50	0.50	0.30	0.70	0.70	0.50	0.50	0.30
walls		0.50	0.30	0.50	0.30	0.30	0.50	0.30	0.50	0.30	0.30
work pl.		0.20	0.20	0.20	0.20	0.20	0.20	0.20	0.20	0.20	0.20
Room dim		viewed crosswise					viewed endwise				
x	y										
2H	2H	16.9	17.5	17.2	17.7	17.9	16.9	17.5	17.2	17.7	17.9
	3H	16.7	17.3	17.1	17.5	17.8	16.7	17.3	17.1	17.5	17.8
	4H	16.7	17.2	17.0	17.5	17.8	16.7	17.2	17.0	17.5	17.7
	6H	16.6	17.0	16.9	17.4	17.7	16.6	17.0	16.9	17.4	17.7
	8H	16.6	17.0	16.9	17.3	17.7	16.6	17.0	16.9	17.3	17.7
	12H	16.5	16.9	16.9	17.3	17.6	16.5	16.9	16.9	17.3	17.6
4H	2H	16.7	17.2	17.0	17.5	17.7	16.7	17.2	17.0	17.5	17.8
	3H	16.5	16.9	16.9	17.3	17.6	16.5	16.9	16.9	17.3	17.6
	4H	16.4	16.8	16.8	17.2	17.6	16.4	16.8	16.8	17.2	17.6
	6H	16.4	16.7	16.8	17.1	17.5	16.4	16.7	16.8	17.1	17.5
	8H	16.3	16.6	16.8	17.0	17.5	16.3	16.6	16.8	17.0	17.5
	12H	16.3	16.5	16.7	17.0	17.4	16.3	16.5	16.7	17.0	17.4
8H	4H	16.3	16.6	16.8	17.0	17.5	16.3	16.6	16.8	17.0	17.5
	6H	16.2	16.5	16.7	16.9	17.4	16.2	16.5	16.7	16.9	17.4
	8H	16.2	16.4	16.7	16.8	17.3	16.2	16.4	16.7	16.8	17.3
	12H	16.1	16.3	16.6	16.8	17.3	16.1	16.3	16.6	16.8	17.3
12H	4H	16.3	16.5	16.7	17.0	17.4	16.3	16.5	16.7	17.0	17.4
	6H	16.2	16.4	16.7	16.8	17.3	16.2	16.4	16.7	16.8	17.3
	8H	16.1	16.3	16.6	16.8	17.3	16.1	16.3	16.6	16.8	17.3

Variations with the observer position at spacing:

S =	1.0H	6.0 / -13.3	6.0 / -13.3
	1.5H	8.8 / -14.6	8.8 / -14.6
	2.0H	10.8 / -16.3	10.8 / -16.3