


Last information update: February 2025

Product configuration: RA72

RA72: Frame 5 cells - Medium beam - LED



Product code

RA72: Frame 5 cells - Medium beam - LED

Technical description

Linear miniaturised recessed luminaire with 5 optical elements for LED lamps - fixed optics. Despite the ultracompact size of the product, the patented technology of the optic system guarantees an efficient flow and a high level of controlled glare visual comfort. Main body with die-cast aluminium radiant surface, version with perimeter surface frame. Metalised, thermoplastic, high definition Opti Beam reflectors, integrated in a set-back position in the anti-glare screen. Supplied with DALI power supply unit connected to the luminaire.

Installation

Recessed with steel wire springs for false ceilings from 1 to 25 mm thick - preparation hole 24 x 96.

Colour

White (01) | Black / Black (43) | Black / White (47) | White/Gold (41)* | Grey / Black (74)* | White / burnished chrome (E7)*

Weight (Kg)

0.35

* Colours on request

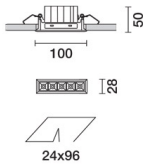
Mounting

wall recessed|ceiling recessed

Wiring

On the power supply unit with terminal board included.

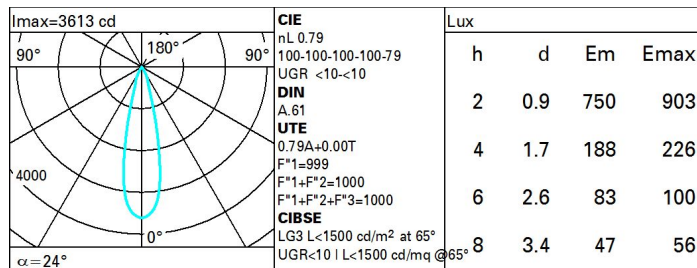
Complies with EN60598-1 and pertinent regulations



Technical data

lm system:	782	Colour temperature [K]:	3500
W system:	12.4	MacAdam Step:	2
lm source:	990	Life Time LED 1:	> 50,000h - L80 - B10 (Ta 25°C)
W source:	9.9	Voltage [Vin]:	230
Luminous efficiency (lm/W, real value):	63.1	Lamp code:	LED
lm in emergency mode:	-	Number of lamps for optical assembly:	1
Total light flux at or above an angle of 90° [Lm]:	0	ZVEI Code:	LED
Light Output Ratio (L.O.R.) [%]:	79	Number of optical assemblies:	1
Beam angle [°]:	25°	Control:	DALI-2
CRI (minimum):	90		

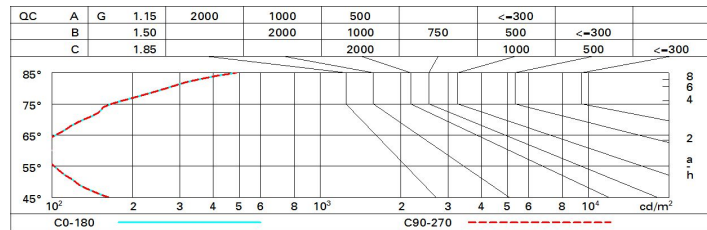
Polar



Utilisation factors

R	77	75	73	71	55	53	33	00	DRR
K0.8	71	68	65	63	67	65	64	62	78
1.0	75	71	69	67	70	68	68	66	83
1.5	78	76	74	72	75	73	72	70	89
2.0	81	79	77	76	78	76	76	73	93
2.5	82	81	80	79	80	79	78	76	96
3.0	83	82	81	81	81	80	79	77	98
4.0	84	83	83	82	82	82	80	79	99
5.0	84	84	84	83	83	82	81	79	100

Luminance curve limit



UGR diagram

Corrected UGR values (at 990 lm bare lamp luminous flux)											
Reflect.:		viewed crosswise					viewed endwise				
ceiling/cav		0.70	0.70	0.50	0.50	0.30	0.70	0.70	0.50	0.50	0.30
walls		0.50	0.30	0.50	0.30	0.30	0.50	0.30	0.50	0.30	0.30
work pl.		0.20	0.20	0.20	0.20	0.20	0.20	0.20	0.20	0.20	0.20
Room dim											
x	y										
2H	2H	3.3	5.4	3.7	5.8	0.1	3.3	5.4	3.7	5.8	0.1
	3H	3.2	4.8	3.6	5.1	5.5	3.2	4.8	3.6	5.1	5.5
	4H	3.1	4.5	3.5	4.8	5.1	3.1	4.5	3.5	4.8	5.1
	6H	3.1	4.1	3.5	4.5	4.8	3.1	4.1	3.5	4.4	4.8
	8H	3.1	4.1	3.4	4.4	4.8	3.0	4.1	3.4	4.4	4.8
12H	3.0	4.0	3.4	4.4	4.8	3.0	4.0	3.4	4.4	4.7	
4H	2H	3.1	4.5	3.5	4.8	5.1	3.1	4.5	3.5	4.8	5.1
	3H	3.0	4.0	3.4	4.4	4.7	3.0	4.0	3.4	4.4	4.7
	4H	2.9	3.9	3.3	4.3	4.7	2.9	3.9	3.3	4.3	4.7
	6H	2.5	4.2	3.0	4.7	5.1	2.5	4.2	3.0	4.6	5.1
	8H	2.4	4.3	2.9	4.8	5.3	2.4	4.3	2.9	4.7	5.2
12H	2.3	4.3	2.8	4.8	5.3	2.3	4.2	2.8	4.7	5.2	
8H	4H	2.4	4.3	2.9	4.7	5.2	2.4	4.3	2.9	4.8	5.3
	6H	2.3	4.1	2.8	4.6	5.1	2.3	4.1	2.8	4.6	5.1
	8H	2.3	3.9	2.8	4.4	4.9	2.3	3.9	2.8	4.4	4.9
	12H	2.5	3.5	3.0	4.0	4.5	2.5	3.5	3.0	4.0	4.5
12H	4H	2.3	4.2	2.8	4.7	5.2	2.3	4.3	2.8	4.8	5.3
	6H	2.3	3.9	2.8	4.3	4.9	2.3	3.9	2.8	4.4	4.9
	8H	2.5	3.5	3.0	4.0	4.5	2.5	3.5	3.0	4.0	4.5
Variations with the observer position at spacing:											
S =	1.0H	6.9 / -11.5					6.9 / -11.5				
	1.5H	9.7 / -11.7					9.7 / -11.7				
	2.0H	11.7 / -11.8					11.7 / -11.8				