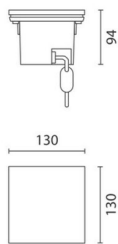



Last information update: October 2023

**Product configuration: 2640+6950.04**

2640: Ledplus all glass

6950.04: Aluminium outer casing for wall installation + end cap - Black

**Product code**2640: Ledplus all glass **Attention! Code no longer in production****Technical description**

Wall/floor recessed lighting fitting flush with the surface designed for RGB dynamic colour-changing LED light sources with safety low voltage (insulation Class III) for the production of signalling light. The square body is 130x130 mm. It is made of high-resistance thermoplastic material with extraclear sodium-line surface glass with no visible screws. The stainless-steel lower ring is fixed to the diffusing glass. The whole assembly is supported by four AISI304 stainless-steel turned fixing elements. The fitting is fixed to the outer casing by means of special retention springs for anchoring purposes. A stainless-steel top collar flush with the surface is fixed to the outer casing. In order to wire the product a PG11 cable clamp and an outgoing power-supply cord (L = 300 mm) type H05RNF 4x1 mm<sup>2</sup> are used. The cable is equipped with an anti-transpiration device (IP67 Patented) made up of a resin-coated gasket located along the power-supply cord. Two different types of outer casings are available for installation. They can be ordered separately from the optical assembly and come complete with closing plug. You can choose between a diecast-aluminium barrel-shaped outer casing for wall/floor installation and a plastic cylindrical outer casing for wall/floor installation. Easy installation and perfect flush application are ensured by two different types of adapters made of polypropylene thermoplastic material for barrel-shaped or cylindrical outer casings respectively. The fitting permits creating preset light scenes by means of the control device Colour Equalizer. The unit made up of glass, optical assembly and outer casing ensures resistance to 500-kg static load with protection degree IP68 IK08. Maximum glass surface temperature is lower than 40°C. Maximum absorbed power 5.2W

**Installation**

The product is fixed to the outer casing by special locking springs and is pulled out by means of a suction cup without any other tools. The fitting can be easily inspected and it makes the replacement of the LED circuit or the introduction of accessories possible. It can be recessed into the wall or floor by an installation outer casing.

**Colour**  
Indeterminate (00)

**Weight (Kg)**  
1.3

**Mounting**

wall recessed/ground recessed

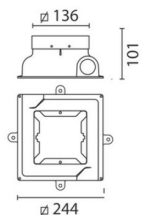
**Wiring**

Available ballasts: traditional, for DIN bar (1-10W, 20-30W, 60-120W), water-tight resin-coated. To be ordered separately. The product comes complete with an outgoing power-supply cord (L = 300 mm) H05RNF 4x1 mm<sup>2</sup> type and an electronic plate with LED 24V DC.

**Notes**

Fitting complete with lamp.

Complies with EN60598-1 and pertinent regulations

**Accessory code**6950.04: Aluminium outer casing for wall installation + end cap - Black **Attention! Code no longer in production****Technical description**

Aluminium casing for wall installation + top end cap for 2635-2636-2638

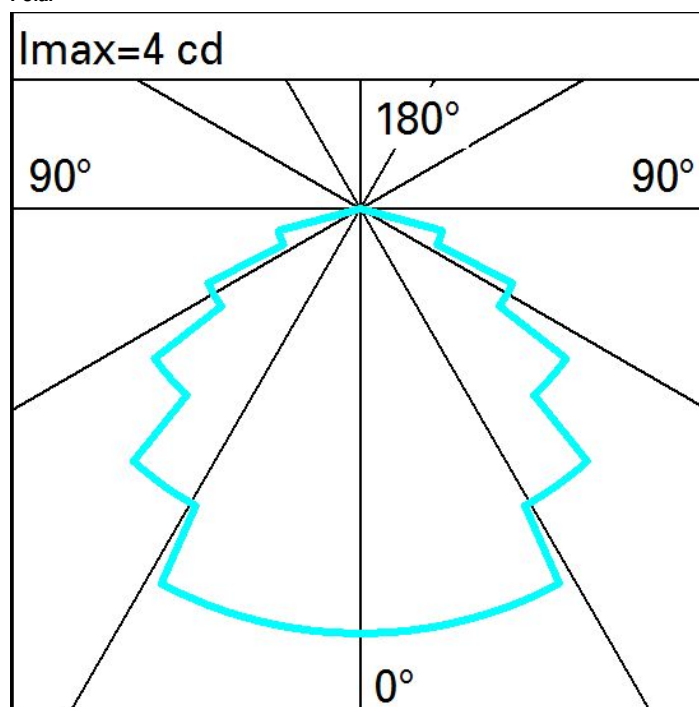
**Colour**  
Black (04)

Complies with EN60598-1 and pertinent regulations

#### Technical data

Im system:	10	Life Time LED 1:	50,000h - L70 - B20 (Ta 25°C)
W system:	6.9	Ballast losses [W]:	1.7
Im source:	42.6	Voltage [Vin]:	24
W source:	5.2	Lamp code:	LED
Luminous efficiency (Im/W, 1.5 real value):		Number of lamps for optical assembly:	1
Im in emergency mode:	-	ZVEI Code:	LED
Total light flux at or above an angle of 90° [Lm]:	0	Number of optical assemblies:	1
Light Output Ratio (L.O.R.) [%]:	24	Intervalllo temperatura ambiente:	from -20°C to +35°C.
Colour temperature [K]:	RGB	LED current [mA]:	8

#### Polar



#### Isolux

