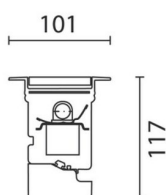



Last information update: May 2024

Product configuration: BM90+BZV2.00BM90: Linear Recessed - Neutral White LED - Electronic control gear 220-240V ac - L=1658 mm - Wall Grazing Optic
BZV2.00: Casing - L=1640 - Indeterminate**Product code**BM90: Linear Recessed - Neutral White LED - Electronic control gear 220-240V ac - L=1658 mm - Wall Grazing Optic **Attention!**
Code no longer in production**Technical description**

Direct light luminaire, designed to use monochrome LED lamps. Ground-, wall- and ceiling-recessed. Consists of a body and outer casing for installation, to be ordered separately. Extruded aluminium body, with die-cast aluminium end caps complete with silicone seals. Coated with liquid acrylic paint with a high level of weather and UV ray resistance. Lower PPS (polyphenylene sulfide) power box. The top of the optical assembly is closed by an 8 mm thick transparent finished glass screen, fixed with silicone. Complete with multi-LED power plate in Neutral White. Fitted with a PMMA diffusing filter and optics with plastic (methacrylate) lens for Wall Grazing lighting. The lower box has two PG11 nickel-plated brass cable glands for pass-through wiring, suitable for cables Ø6.5-11 mm. To fix the optical assembly to the outer casing the product has a quick coupling system using Allen keys. Outer casing for installation made of aluminium with technopolymer covers, to be ordered separately. All external screws used are made of A2 stainless steel. The luminaire technical characteristics conform to EN 60598-1 standards and particular requirements.

Installation

Ground- and wall-recessed using the outer casing, to be ordered separately. For ground installation a drainage channel must be created or gravel inserted for drainage under the outer casing before installation, to guarantee the degree of protection stated. For ceiling-mounting with plasterboard panels (1-30 mm thick), make the preparation openings as indicated in the instructions sheet and use the accessory with code 5926 (kit containing steel cables with reinforcement plates).

Colour

Grey (15)

Weight (Kg)

6.9

Mounting

wall recessed|ceiling recessed|ground recessed


Wiring

Equipped with electronic control gear 220-240V ac, 50/60Hz contained in the luminaire. For electrical connection the product has a lower box holding the terminal board (2-pin, max. 6mm²) and double cable glands for pass-through wiring.

Notes

Product complete with LED lamp. The frame, glass, optical assembly and outer casing together guarantee a maximum static load resistance of 1000 kg.

Complies with EN60598-1 and pertinent regulations

**Accessory code**

BZV2.00: Casing - L=1640 - Indeterminate

Technical description

Aluminium outer casing L=1640 mm complete with technopolymer side and upper caps and membrane cable glands. The side caps are supplied with openable circular walls to facilitate the insertion of corrugated tubes (passage of power cables). To be used on recessed Linealuce Compact modules L=1658 mm

Installation

For ground- or wall-recessed installation with cast cement/concrete or other suitable material. For ground installation a drainage channel must be created (positioned below the special holes) or gravel inserted for drainage under the outer casing before installation, to guarantee the degree of protection stated.

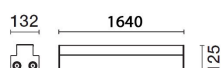
Colour

Indeterminate (00)

Weight (Kg)

2.37

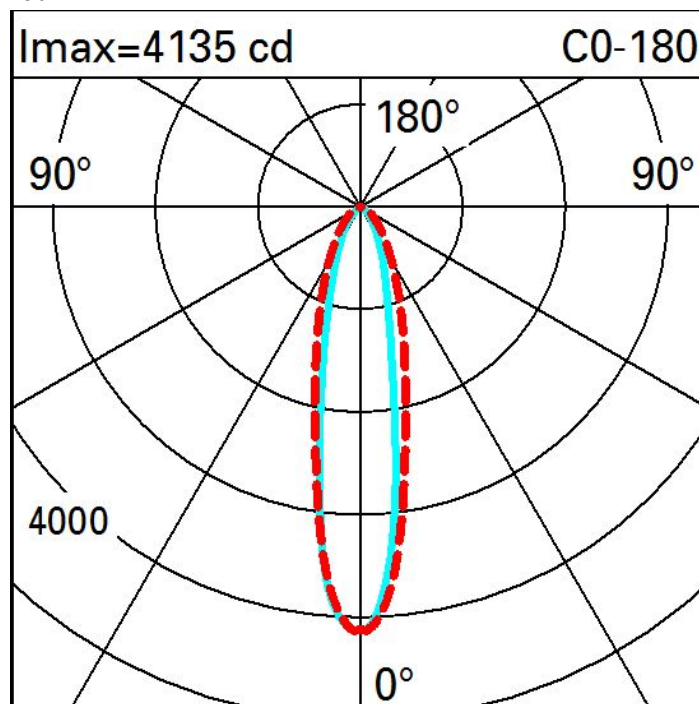
Complies with EN60598-1 and pertinent regulations



Technical data

| | | | |
|--|------|---------------------------------------|--------------------------------|
| Im system: | 1431 | MacAdam Step: | 3 |
| W system: | 23.8 | Life Time LED 1: | 100,000h - L80 - B10 (Ta 25°C) |
| Im source: | 2700 | Life Time LED 2: | 100,000h - L80 - B10 (Ta 40°C) |
| W source: | 18 | Voltage [Vin]: | 230 |
| Luminous efficiency (Im/W, real value): | 60.1 | Lamp code: | LED |
| Im in emergency mode: | - | Number of lamps for optical assembly: | 1 |
| Total light flux at or above an angle of 90° [Lm]: | 0 | ZVEI Code: | LED |
| Light Output Ratio (L.O.R.) [%]: | 53 | Number of optical assemblies: | 1 |
| CRI: | 80 | Intervall temperatura ambiente: | from -30°C to 50°C. |
| Colour temperature [K]: | 4000 | | |

Polar



Illuminances

| Lux | | | | | | | | | | | Wall distance = 1m | |
|-----|-----|-----|----|----|----|----|----|----|----|-----|--------------------|--|
| 3 | | | | | | | | | | | | |
| | 0.2 | 0.6 | 1 | 4 | 7 | 9 | 7 | 4 | 1 | 0.6 | 0.2 | |
| 2 | 1 | 3 | 6 | 13 | 22 | 27 | 22 | 13 | 6 | 3 | 1 | |
| | 2 | 4 | 8 | 19 | 38 | 49 | 38 | 19 | 8 | 4 | 2 | |
| 1 | 3 | 5 | 10 | 21 | 36 | 45 | 36 | 21 | 10 | 5 | 3 | |
| | 3 | 6 | 11 | 19 | 30 | 38 | 30 | 19 | 11 | 6 | 3 | |
| 0 | | | | | | | | | | | | |
| | m | -2 | -1 | 0 | 1 | 2 | 3 | | | | | |