

Underscore Grazer

Design iGuzzini

iGuzzini

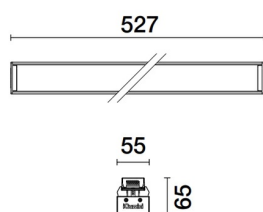
Last information update: May 2024

Product configuration: MM91+MXI7.01+MXI8.01

MM91: Grazing effect light module - L 528 - neutral LED - DALI control gear - wall washer

MXI7.01: Structural support profile for linear niche lighting - L 1000 - White

MXI8.01: Structural support profile for linear niche lighting - L 2000 - White



Product code

MM91: Grazing effect light module - L 528 - neutral LED - DALI control gear - wall washer **Attention! Code no longer in production**

Technical description

Light module designed specifically for use with structural profile for perimeter niche lighting. LED lamps - neutral white - with high definition wall washer optics for an effective wall grazing effect. Extruded aluminium profile structure with a diffuser function - thermoplastic end caps - transparent PMMA screen - polycarbonate diffusing screen - PMMA optic lenses. DALI dimmable power supply built into the structure. Pass-through wiring - connectors at the ends for rapid connections in a continuous line. Tool-free fastening to main profile. Stainless steel anti-fall safety cable.

Installation

Tool-free fastening to main profile - linear niche - using stainless steel contact springs. The product is designed for use with MXI7 - MXI8 profiles and MXI9 - MXT3 corner pieces.

Colour

White (01)

Weight (Kg)

1.1

Mounting

ceiling surface

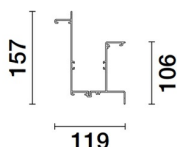
Wiring

Supplied with built-in DALI dimmable control gear. Simplified pass-through wiring with connectors at either end. For the initial connection to the main line: plate with terminal blocks code no. MXT5. For spaced, in-line connections: connectors code no. MXT6.

Notes

Digital electronic cabling that allows dimming to be performed with DALI protocol or a button that is normally open (DIM SWITCH). For connection details, see the instructions sheet.

Complies with EN60598-1 and pertinent regulations



Product code

MXI7.01: Structural support profile for linear niche lighting - L 1000 - White **Attention! Code no longer in production**

Technical description

Structural profile L 1000. Made of extruded, white finish aluminium, this profile provides a specific perimeter groove in which Underscore Grazer system light modules can be fitted so that special plasterboard structures do not have to be created. Integrating this with the internal corner piece (code no. MXI9) or external one (code no. MXT3) allows the product to follow the movement of the walls and obtain a continuous perimeter line of light. The profile includes joints for joining it to other profiles or corner pieces and special anti-buckling templates.

Installation

The profile should be fitted to the wall using screws and screw anchors (not supplied). The anti-buckling template should be used and the plasterboard panels secured. The areas where the profile and plasterboard meet should then be filled and properly finished off.

Colour

White (01)

Weight (Kg)

2.6

Mounting

ceiling surface

Notes

We recommend you use the templates included to avoid buckling the profile when the plasterboard panels are secured.

Complies with EN60598-1 and pertinent regulations

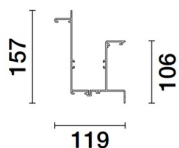


Product code

MXI8.01: Structural support profile for linear niche lighting - L 2000 - White **Attention! Code no longer in production**

Technical description

Structural profile L 2000. Made of extruded, white finish aluminium, this profile provides a specific perimeter groove in which Underscore Grazer system light modules can be fitted so that special plasterboard structures do not have to be created. Integrating this with the internal corner piece (code no. MXI9) or external one (code no. MXT3) allows the product to follow the movement of the walls and obtain a continuous perimeter line of light. The profile includes joints for joining it to other profiles or corner pieces and special anti-buckling templates.



Installation

The profile should be fitted to the wall using screws and screw anchors (not supplied). The anti-buckling template should be used and the plasterboard panels secured. The areas where the profile and plasterboard meet should then be filled and properly finished off.

Colour
White (01)

Weight (Kg)
5.1

Mounting
ceiling surface

Notes

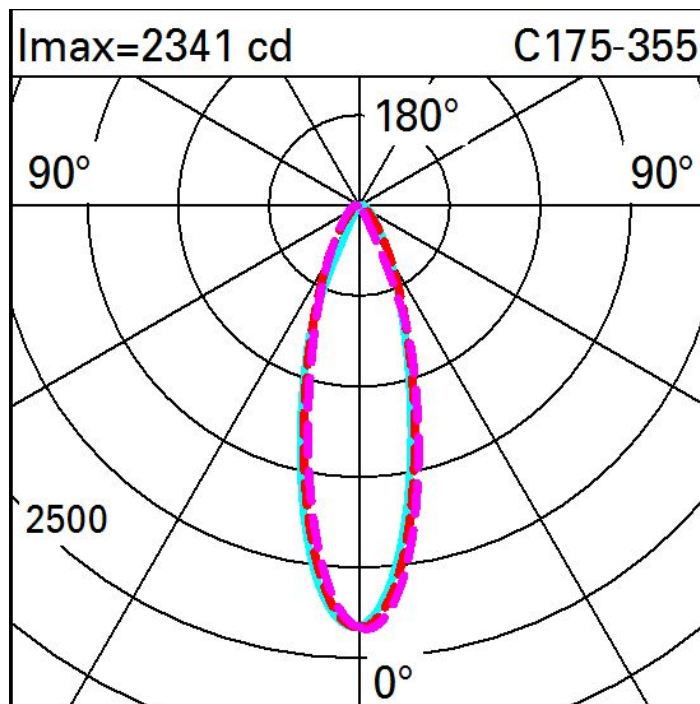
We recommend you use the templates included to avoid buckling the profile when the plasterboard panels are secured.

Complies with EN60598-1 and pertinent regulations

Technical data

lm system:	1007	Colour temperature [K]:	4000
W system:	14.3	MacAdam Step:	3
lm source:	1650	Life Time LED 1:	> 50,000h - L80 - B10 (Ta 25°C)
W source:	11	Lamp code:	LED
Luminous efficiency (lm/W, real value):	70.4	Number of lamps for optical assembly:	1
lm in emergency mode:	-	ZVEI Code:	LED
Total light flux at or above an angle of 90° [Lm]:	1	Number of optical assemblies:	1
Light Output Ratio (L.O.R.) [%]:	61	Control:	DALI
CRI:	80		

Polar



Illuminances

