Palco

Design Artec Studio | **iGuzzini**

Last information update: October 2024

Product configuration: QG57
QG57: small body - warm White - DALI - wide flood optic

Product code
QG57: small body - warm White - DALI - wide flood optic

Technical description
Adjustable spotlight with adapter for installation on electrified track for high output LED lamp with monochrome emission in a Warm White (3000K) tone. DALI ballast integrated in the product. Luminaire made of die-cast aluminium and thermoplastic material, allows 360° rotation about the vertical axis and 90° tilting relative to the horizontal plane. The luminaire has mechanical aiming locks for both movements, operated using the same tool on two screws, one at the side of the rod and one on the adapter for the track. Passive heat dissipation. Spotlight can hold up to two flat accessories at the same time. Another external component can also be applied, selected from directional flaps and an anti-glare screen. All external accessories rotate 360° about the spotlight longitudinal axis.

Installation
On an electrified track with a special base

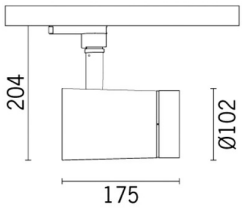

Colour	Weight (Kg)
White (01) | Black (04)	1.28

Mounting
three circuit track

Wiring
DALI components housed in the luminaire

Sistemi_di_controllo_compatibili:
Quick BLE - Bluetooth Low Energy
Quick DALI - Touch display 7"
Quick DALI LMS Quick
Master Pro Evo KNX

Complies with EN60598-1 and pertinent regulations

IP20 IP40 for optical assembly

Technical data

lm system:	1923
W system:	28.5
lm source:	2550
W source:	26
Luminous efficiency (lm/W, real value):	67.5
lm in emergency mode:	-
Total light flux at or above an angle of 90° [Lm]:	0
Light Output Ratio (L.O.R.) [%]:	75
Beam angle [°]:	46°
CRI (minimum):	97
Colour temperature [K]:	3000
MacAdam Step:	2

Life Time LED 1:	> 50,000h - L90 - B10 (Ta 25°C)
Lamp code:	LED
Number of lamps for optical assembly:	1
ZVEI Code:	LED
Number of optical assemblies:	1
Power factor:	See installation instructions
Inrush current:	18 A / 250 µs
Maximum number of luminaires of this type per miniature circuit breaker:	B10A: 21 luminaires B16A: 34 luminaires C10A: 35 luminaires C16A: 57 luminaires
Minimum dimming %:	1
Overvoltage protection:	2kV Common mode & 1kV Differential mode
Control:	DALI-2

Polar

Imax=3662 cd

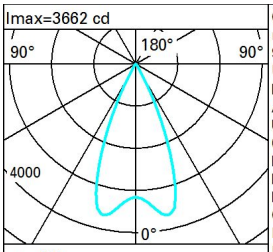

CIE
nL 0.75
99-100-100-100-75
UGR <10-<10
DIN
A.61
UTE
0.75A+0.00T
F"1=989
F"1+F"2=999
F"1+F"2+F"3=1000
CIBSE
LG3 L<1500 cd/m² at 65°
UGR<10 | L<1500 cd/mq @65°

Lux

h	d	Em	Emax
2	1.7	733	863
4	3.3	183	216
6	5	81	96
8	6.7	46	54

Utilisation factors

R	77	75	73	71	55	53	33	00	DRR
K0.8	68	64	62	60	64	61	61	59	78
1.0	71	68	65	64	67	65	65	62	82
1.5	74	72	70	69	71	69	69	67	88
2.0	77	75	74	72	74	73	72	70	93
2.5	78	77	76	75	76	75	74	72	95
3.0	79	78	77	77	77	76	75	74	97
4.0	80	79	79	78	78	78	77	75	99
5.0	81	80	80	79	79	78	77	75	100

Luminance curve limit

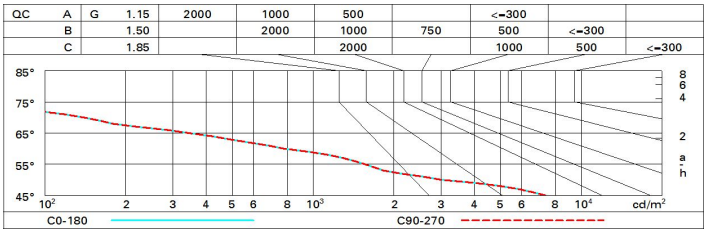

UGR diagram

Corrected UGR values (at 2550 lm bare lamp luminous flux)

Riflect.:											
ceil/cav		0.70	0.70	0.50	0.50	0.30	0.70	0.70	0.50	0.50	0.30
walls		0.50	0.30	0.50	0.30	0.30	0.50	0.30	0.50	0.30	0.30
work pl.		0.20	0.20	0.20	0.20	0.20	0.20	0.20	0.20	0.20	0.20
Room dim		viewed crosswise					viewed endwise				
x	y										
2H	2H	8.7	9.2	8.9	9.5	9.7	8.7	9.2	8.9	9.5	9.7
	3H	8.5	9.1	8.8	9.3	9.6	8.5	9.1	8.8	9.3	9.6
	4H	8.5	8.9	8.8	9.2	9.5	8.5	9.0	8.8	9.2	9.5
	6H	8.4	8.8	8.7	9.1	9.5	8.4	8.8	8.7	9.2	9.5
	8H	8.3	8.8	8.7	9.1	9.4	8.4	8.8	8.7	9.1	9.4
	12H	8.3	8.7	8.7	9.1	9.4	8.3	8.7	8.7	9.1	9.4
4H	2H	8.5	9.0	8.8	9.2	9.5	8.5	8.9	8.8	9.2	9.5
	3H	8.3	8.7	8.7	9.1	9.4	8.3	8.7	8.7	9.1	9.4
	4H	8.2	8.6	8.6	9.0	9.3	8.2	8.6	8.6	9.0	9.3
	6H	8.1	8.5	8.6	8.9	9.3	8.1	8.5	8.6	8.9	9.3
	8H	8.1	8.4	8.5	8.8	9.2	8.1	8.4	8.5	8.8	9.2
	12H	8.0	8.3	8.5	8.7	9.2	8.0	8.3	8.5	8.7	9.2
8H	4H	8.1	8.4	8.5	8.8	9.2	8.1	8.4	8.5	8.8	9.2
	6H	8.0	8.2	8.5	8.7	9.2	8.0	8.2	8.5	8.7	9.2
	8H	7.9	8.2	8.4	8.6	9.1	7.9	8.2	8.4	8.6	9.1
	12H	7.9	8.1	8.4	8.6	9.1	7.9	8.1	8.4	8.6	9.1
12H	4H	8.0	8.3	8.5	8.7	9.2	8.0	8.3	8.5	8.7	9.2
	6H	7.9	8.2	8.4	8.6	9.1	7.9	8.2	8.4	8.6	9.1
	8H	7.9	8.1	8.4	8.6	9.1	7.9	8.1	8.4	8.6	9.1

Variations with the observer position at spacing:

S =	1.0H	5.1 / -10.3	5.1 / -10.3
	1.5H	7.8 / -15.6	7.8 / -15.6
	2.0H	9.8 / -20.9	9.8 / -20.9