Palco

Design Artec Studio | **iGuzzini**

Last information update: October 2024

Product configuration: QG72
QG72: Warm white medium body spotlight - DALI ballast - flood optic

Product code
QG72: Warm white medium body spotlight - DALI ballast - flood optic

Technical description
Adjustable spotlight with adapter for installation on DALI track for high output LED lamp with monochrome emission in a warm White (3,000K) tone. DALI ballast integrated in the product. Luminaire made of die-cast aluminium and thermoplastic material, allows 360° rotation about the vertical axis and 90° tilting relative to the horizontal plane. The luminaire has mechanical aiming locks for both movements, operated using the same tool on two screws, one at the side of the rod and one on the adapter for the track. Passive heat dissipation. Reflector in superpure mirrored aluminium with special faceting that improves the distribution of the light beam (OPTIBEAM). Spotlight can hold up to two flat accessories at the same time. Another external component can also be applied, selected from directional flaps and an anti-glare screen. All external accessories rotate 360° about the spotlight longitudinal axis.

Installation
On a DALI electrified track

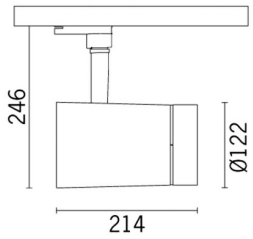

Colour	Weight (Kg)
White (01) | Black (04)	2.1

Mounting
dali track|wall surface|ceiling surface

Wiring
DALI components housed in the luminaire

Sistemi_di_controllo_compatibili:
Quick BLE - Bluetooth Low Energy
Quick DALI - Touch display 7"
Quick DALI LMS Quick
Master Pro Evo KNX

Complies with EN60598-1 and pertinent regulations

IP20

Technical data

lm system:	2925
W system:	41.7
lm source:	3750
W source:	36
Luminous efficiency (lm/W, real value):	70.1
lm in emergency mode:	-
Total light flux at or above an angle of 90° [Lm]:	0
Light Output Ratio (L.O.R.) [%]:	78
Beam angle [°]:	30°
CRI (minimum):	97
Colour temperature [K]:	3000
MacAdam Step:	2

Life Time LED 1:	> 50,000h - L90 - B10 (Ta 25°C)
Lamp code:	LED
Number of lamps for optical assembly:	1
ZVEI Code:	LED
Number of optical assemblies:	1
Power factor:	See installation instructions
Inrush current:	30 A / 200 µs
Maximum number of luminaires of this type per miniature circuit breaker:	B10A: 12 luminaires B16A: 20 luminaires C10A: 20 luminaires C16A: 34 luminaires
Minimum dimming %:	1
Overvoltage protection:	2kV Common mode & 2kV Differential mode
Control:	DALI-2

Polar

Imax=9765 cd

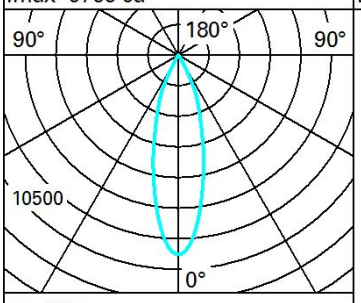

α=29°

Lux

h	d	Em	Emax
2	1	1835	2441
4	2.1	459	610
6	3.1	204	271
8	4.1	115	153

Isolux

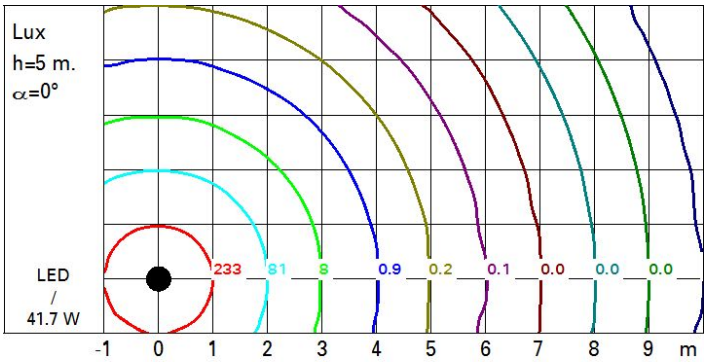

UGR diagram

Corrected UGR values (at 3750 lm bare lamp luminous flux)

Riflect.:											
ceil/cav		0.70	0.70	0.50	0.50	0.30	0.70	0.70	0.50	0.50	0.30
walls		0.50	0.30	0.50	0.30	0.30	0.50	0.30	0.50	0.30	0.30
work pl.		0.20	0.20	0.20	0.20	0.20	0.20	0.20	0.20	0.20	0.20
Room dim				viewed					viewed		
x	y			crosswise					endwise		
2H	2H	6.5	7.0	6.8	7.3	7.5	6.5	7.0	6.8	7.3	7.5
	3H	6.4	6.9	6.7	7.1	7.4	6.4	6.9	6.7	7.1	7.4
	4H	6.3	6.8	6.6	7.1	7.4	6.3	6.8	6.6	7.1	7.4
	6H	6.2	6.7	6.6	7.0	7.3	6.2	6.7	6.6	7.0	7.3
	8H	6.2	6.6	6.6	6.9	7.3	6.2	6.6	6.6	6.9	7.3
	12H	6.2	6.6	6.5	6.9	7.2	6.2	6.6	6.5	6.9	7.2
4H	2H	6.3	6.8	6.6	7.1	7.4	6.3	6.8	6.6	7.1	7.4
	3H	6.2	6.6	6.6	6.9	7.3	6.2	6.6	6.6	6.9	7.3
	4H	6.1	6.5	6.5	6.8	7.2	6.1	6.5	6.5	6.8	7.2
	6H	6.0	6.3	6.4	6.7	7.1	6.0	6.3	6.5	6.7	7.1
	8H	6.0	6.3	6.4	6.7	7.1	6.0	6.3	6.4	6.7	7.1
	12H	5.9	6.2	6.4	6.6	7.1	5.9	6.2	6.4	6.6	7.1
8H	4H	6.0	6.3	6.4	6.7	7.1	6.0	6.3	6.4	6.7	7.1
	6H	5.9	6.1	6.4	6.6	7.0	5.9	6.1	6.4	6.6	7.0
	8H	5.8	6.0	6.3	6.5	7.0	5.8	6.0	6.3	6.5	7.0
	12H	5.8	5.9	6.3	6.4	7.0	5.8	5.9	6.3	6.4	7.0
12H	4H	5.9	6.2	6.4	6.6	7.1	5.9	6.2	6.4	6.6	7.1
	6H	5.8	6.0	6.3	6.5	7.0	5.8	6.0	6.3	6.5	7.0
	8H	5.8	5.9	6.3	6.4	7.0	5.8	5.9	6.3	6.4	7.0

Variations with the observer position at spacing:

S =	1.0H	5.8 / -9.5	5.8 / -9.5
	1.5H	8.6 / -11.8	8.6 / -11.8
	2.0H	10.6 / -13.0	10.6 / -13.0