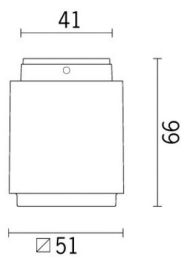



Last information update: April 2024

Product configuration: BK06

BK06: Outdoor ceiling-mounted luminaire - Neutral White LED - max 500mA - Flood optic

**Product code**

BK06: Outdoor ceiling-mounted luminaire - Neutral White LED - max 500mA - Flood optic

Technical description

Direct light outdoor ceiling-mounted luminaire, designed to use neutral white LED lamps, with flood optic. For ceiling-mounting using the special stainless steel plate. The luminaire consists of an optical assembly, upper cap and plate for fixing to the ceiling. The optical assembly and upper cap are made of die-cast aluminium alloy coated with liquid acrylic paint (grey finish) or textured liquid (white finish) with a high level of resistance to weather and UV rays. Transparent tempered sodium - calcium safety glass with customised grey serigraphy, 4 mm thick, joined to the optical assembly with silicone. Aisi 304 stainless steel ceiling plate; a single stainless steel M14x1 cable gland and FEP outlet cables L=150mm, plus an electronic circuit with neutral white LED. The electronic ballast must be ordered separately (max. 500mA). All external screws used are made of A2 stainless steel. The luminaire technical characteristics conform to EN60598-1 standards and particular requirements.

Installation

For ceiling-mounting using the special stainless steel plate. Secure using screw anchors for concrete, cement and solid brick.

Colour

White (01) | Black (04) | Grey (15) | Rust Brown (F5)

Weight (Kg)

0.28

Mounting

ceiling surface

Wiring

Electronic ballast to be ordered separately.

Notes

Product complete with LED lamp.

Complies with EN60598-1 and pertinent regulations



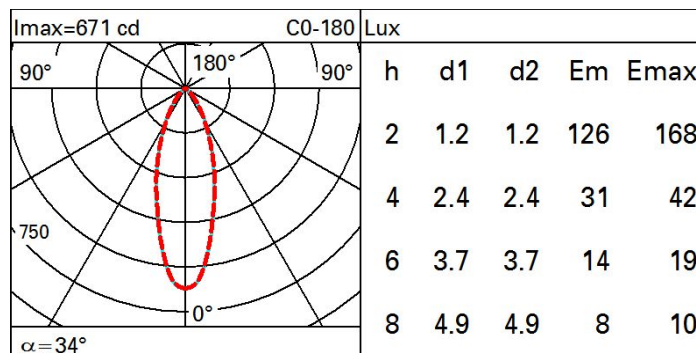
960°C

IK07

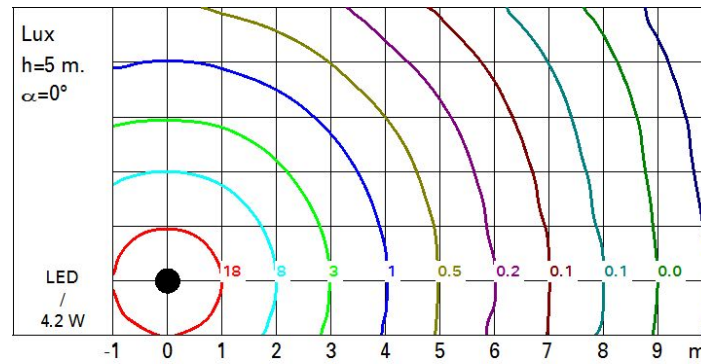
IP66

**Technical data**

Im system:	348	Colour temperature [K]:	4000
W system:	4.2	MacAdam Step:	3
Im source:	590	Life Time LED 1:	100,000h - L80 - B10 (Ta 25°C)
W source:	4.2	Life Time LED 2:	94,000h - L80 - B10 (Ta 40°C)
Luminous efficiency (Im/W, real value):	82.9	Lamp code:	LED
Im in emergency mode:	-	Number of lamps for optical assembly:	1
Total light flux at or above an angle of 90° [Lm]:	0	ZVEI Code:	LED
Light Output Ratio (L.O.R.) [%]:	59	Number of optical assemblies:	1
Beam angle [°]:	34°	Intervallo temperatura ambiente:	from -30°C to 50°C.
CRI (minimum):	80	LED current [mA]:	500

Polar

Isolux



UGR diagram

Corrected UGR values (at 590 lm bare lamp luminous flux)											
Reflect.:		viewed crosswise					viewed endwise				
ceiling		0.70	0.70	0.50	0.50	0.30	0.70	0.70	0.50	0.50	0.30
walls		0.50	0.30	0.50	0.30	0.30	0.50	0.30	0.50	0.30	0.30
work pl.		0.20	0.20	0.20	0.20	0.20	0.20	0.20	0.20	0.20	0.20
Room dim		viewed crosswise					viewed endwise				
x	y										
2H	2H	19.4	20.2	19.7	20.4	20.6	19.4	20.2	19.7	20.4	20.7
	3H	19.5	20.1	19.8	20.4	20.7	19.4	20.1	19.8	20.4	20.7
	4H	19.4	20.0	19.7	20.3	20.6	19.4	20.0	19.7	20.3	20.6
	6H	19.3	19.9	19.7	20.2	20.6	19.3	19.9	19.7	20.2	20.5
	8H	19.3	19.8	19.7	20.2	20.5	19.3	19.8	19.7	20.2	20.5
	12H	19.3	19.8	19.6	20.1	20.5	19.3	19.8	19.6	20.1	20.5
4H	2H	19.4	20.0	19.7	20.3	20.6	19.4	20.0	19.8	20.3	20.6
	3H	19.4	20.0	19.8	20.3	20.7	19.4	20.0	19.8	20.3	20.7
	4H	19.4	19.9	19.8	20.2	20.6	19.4	19.9	19.8	20.2	20.6
	6H	19.3	19.7	19.8	20.1	20.5	19.3	19.7	19.8	20.1	20.6
	8H	19.3	19.6	19.7	20.1	20.5	19.3	19.7	19.7	20.1	20.5
	12H	19.2	19.6	19.7	20.0	20.5	19.2	19.6	19.7	20.0	20.5
8H	4H	19.3	19.7	19.7	20.1	20.5	19.3	19.6	19.7	20.1	20.5
	6H	19.2	19.5	19.7	20.0	20.4	19.2	19.5	19.7	20.0	20.4
	8H	19.2	19.4	19.7	19.9	20.4	19.2	19.4	19.7	19.9	20.4
	12H	19.1	19.3	19.6	19.8	20.3	19.1	19.3	19.6	19.8	20.3
12H	4H	19.2	19.6	19.7	20.0	20.5	19.2	19.6	19.7	20.0	20.4
	6H	19.2	19.4	19.7	19.9	20.4	19.2	19.4	19.6	19.9	20.4
	8H	19.1	19.3	19.6	19.8	20.3	19.1	19.3	19.6	19.8	20.3
Variations with the observer position at spacing:											
S =		1.0H	2.4	/ -3.3			2.5	/ -3.4			
		1.5H	4.7	/ -5.4			4.7	/ -5.4			
		2.0H	6.6	/ -6.6			6.6	/ -7.0			