

Last information update: March 2025

**Product configuration: N400.15+X586.15**

N400.15: Pole-mounted system - ST1 optic - Warm White - integrated DALI - Ø 42-76mm - 22.5W 3230lm - 3000K - Grey  
 X586.15: Adapter required for installation on pole - To be ordered together with optic assembly - from Ø42 to Ø60mm - Grey

**Product code**

N400.15: Pole-mounted system - ST1 optic - Warm White - integrated DALI - Ø 42-76mm - 22.5W 3230lm - 3000K - Grey

**Technical description**

Outdoor luminaire with direct light street optic. The optical assembly and the pole attachment system are made of EN1706AC 46100LF aluminium alloy and subjected to a multi-step, pre-treatment process, in which the main phases are: degreasing, fluorozirconation (a protective surface film) and sealing (with a nano-structured silane layer). The painting stage consists of a primer and a textured acrylic paint, cured at 150 °C, with a high level of weather and UV ray resistance. Option of adjusting the inclination in relation to the road surface by +20°/0° (in 5° steps) for a pole-top installation and +5°/-20° (in 5° steps) for a lateral installation. 5 mm thick extra-clear sodium-calcium closure glass fastened to the product with 4 captive screws. The high IP rating is guaranteed by the silicone gasket placed between the two elements. Complete with circuit featuring monochrome LEDs and polymer optic lenses. Product pre-wired with outlet cable. The IP68 connector can be purchased separately as an accessory. The wiring and optical compartment can be opened with everyday tools (no retention cables) or tool-free devices. The luminous flux emitted in the upper hemisphere of the system in the horizontal position is null (in conformity with the strictest standards for the prevention of light pollution). All external screws are made of stainless steel.

**Installation**

The spotlight can be installed with a pole-top or lateral mounting.

**Colour**

Grey (15)

**Weight (Kg)**

3.32

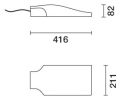
**Mounting**

wall arm|pole-top

**Wiring**

Connection to be made with an IP68 connector, which can be purchased separately.

Complies with EN60598-1 and pertinent regulations

**Accessory code**

X586.15: Adapter required for installation on pole - To be ordered together with optic assembly - from Ø42 to Ø60mm - Grey

**Technical description**

Liquid painted die-cast accessory required for both pole-mounted (+20°/0°) and lateral (+5/20°) installation. The screws used are made of stainless steel.

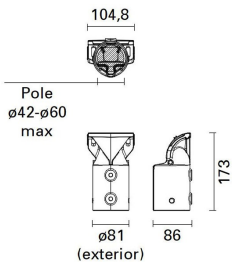
**Colour**

Grey (15)

**Weight (Kg)**

0.68

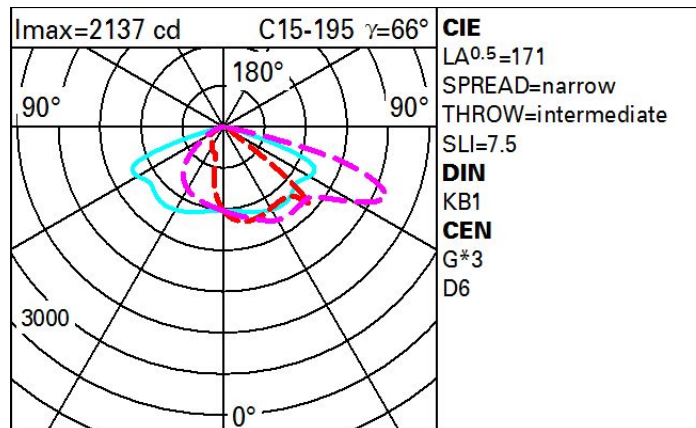
Complies with EN60598-1 and pertinent regulations



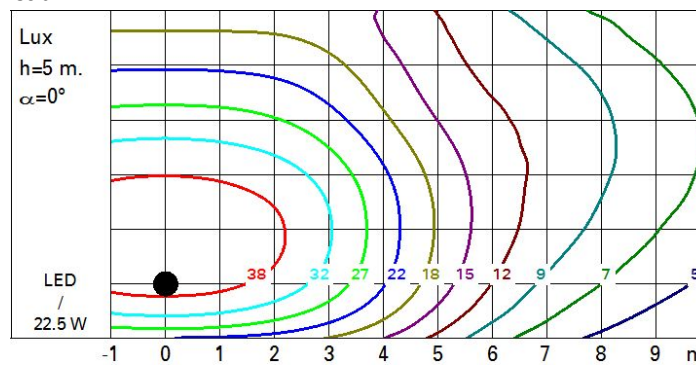
### Technical data

Im system:	3230	Voltage [Vin]:	230
W system:	22.5	Lamp code:	LED
Im source:	-	Number of lamps for optical assembly:	1
W source:	-	ZVEI Code:	LED
Luminous efficiency (lm/W, real value):	143.6	Number of optical assemblies:	1
Im in emergency mode:	-	Intervallo temperatura ambiente:	from -40°C to 50°C.
Total light flux at or above an angle of 90° [Lm]:	0	Power factor:	See installation instructions
Light Output Ratio (L.O.R.) [%]:	100	Inrush current:	24.88 A / - $\mu$ s
CRI (minimum):	70	Maximum number of luminaires of this type per miniature circuit breaker:	B10A: 12 luminaires B16A: 20 luminaires C10A: 20 luminaires C16A: 34 luminaires
Colour temperature [K]:	3000	Minimum dimming %:	5
MacAdam Step:	3	Overvoltage protection:	10kV Common mode & 6kV Differential mode
Life Time LED 1:	100,000h - L90 - B10 (Ta 25°C)	Control:	Midnight preset/DALI NFC
Life Time LED 2:	100,000h - L90 - B10 (Ta 40°C)		

### Polar



### Isolux



Utilisation factors

