

Last information update: March 2025

**Product configuration: EI16+X209.04**

EI16: Floor recessed Earth D=250mm - Warm white - Wide Flood optic - DALI - Ta max 35°C  
 X209.04: Plastic casing for installation on floors + end cap - Black



**Product code**

EI16: Floor recessed Earth D=250mm - Warm white - Wide Flood optic - DALI - Ta max 35°C

**Technical description**

Floor or ground-recessed luminaire designed to use white monochrome LED lamps, a fixed optic and a built-in dimmable DALI electronic ballast. The round frame measures D = 250 mm, the body and frame are made of AISI 304 stainless steel and the extra-clear, sodium - calcium tempered glass cover is 15mm thick. The stainless steel body is painted black. The luminaire is fixed to the outer casing using two Torx type securing screws. It also comes complete with an LED circuit, an aluminium OPTIBEAM reflector and a black plastic cover. An external black plastic box (PPS) contains the control gear. The product's wiring system features an A2 stainless steel cable gland with a 1200 mm long A07RNF type 4x1 mm<sup>2</sup> output power cable. The cable is equipped with an anti-transpiration device (IP68) that consists of a silicone-coated joint located on the power cable and positioned in the control gear box. An outer casing is available for installation and can be ordered separately from the plastic optic assembly. The glass unit, optical assembly, frame and outer casing together guarantee a maximum static load resistance of 5000 kg. The maximum surface temperature of the glass is less than 40°C.

**Installation**

The product is fixed to the outer casing using two Torx type securing screws. The unit can be floor-recessed using the outer casing for installation or ground-recessed.

**Colour**

Steel (13)

**Weight (Kg)**

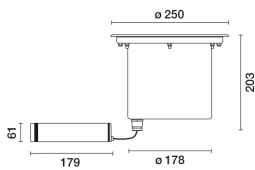
4.5

**Mounting**

Floor recessed|ground recessed

**Wiring**

Product complete with 220÷240V ac DALI dimmable electronic control gear, positioned in a box separated by the optical assembly and outlet cable.




Complies with EN60598-1 and pertinent regulations



Complete immersion for limited periods, not suitable for use in swimming pools or fountains.

The lighting fixtures were designed and tested to withstand a static load of up to 50000 N and to resist drive-over stress by vehicles with tires. The fixtures cannot be used in lanes subjected to horizontal stresses due to acceleration, braking and / or changes of direction.



**Accessory code**

X209.04: Plastic casing for installation on floors + end cap - Black

**Technical description**

Made of plastic (polypropylene). Inclusive of front cap with system for extracting the cables and double cable entry.

**Installation**

Floor-standing (concrete)

**Colour**

Black (04)

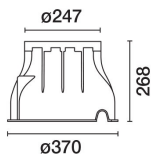
**Weight (Kg)**

1.9

**Mounting**

ground surface|Floor recessed|ground recessed

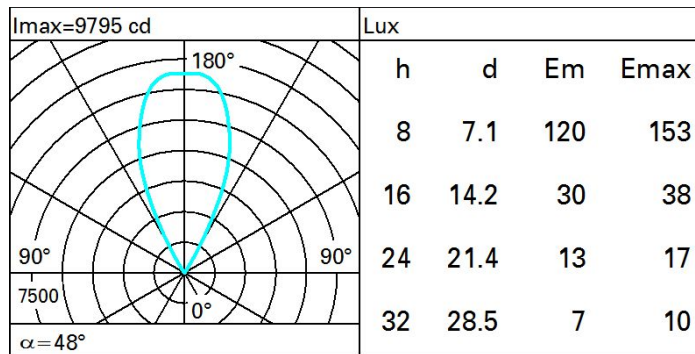
Complies with EN60598-1 and pertinent regulations



### Technical data

lm system:	5243	Life Time LED 1:	100,000h - L90 - B10 (Ta 25°C)
W system:	46.7	Lamp code:	LED
lm source:	6480	Number of lamps for optical assembly:	1
W source:	42	ZVEI Code:	LED
Luminous efficiency (lm/W, real value):	112.3	Number of optical assemblies:	1
lm in emergency mode:	-	Intervallo temperatura ambiente:	from -25°C to 35°C.
Total light flux at or above an angle of 90° [Lm]:	5243	Power factor:	See installation instructions
Light Output Ratio (L.O.R.) [%]:	81	Inrush current:	10 A / 200 µs
Beam angle [°]:	48°	Maximum number of luminaires of this type per miniature circuit breaker:	B10A: 18 luminaires B16A: 30 luminaires C10A: 31 luminaires C16A: 51 luminaires
CRI (minimum):	80	Minimum dimming %:	1
Colour temperature [K]:	3000	Oversvoltage protection:	4kV Common mode & 4kV Differential mode
MacAdam Step:	2	Control:	DALI-2

### Polar



### UGR diagram

Corrected UGR values (at 6480 lm bare lamp luminous flux)														
Reflect.:		viewed crosswise					viewed endwise							
ceiling/cav	walls	work pl.	Room dim x	y										
0.70	0.70	0.50	0.50	0.30	0.70	0.70	0.50	0.50	0.30	0.30				
0.50	0.30	0.50	0.30	0.30	0.50	0.30	0.50	0.30	0.30	0.30				
0.20	0.20	0.20	0.20	0.20	0.20	0.20	0.20	0.20	0.20	0.20				
2H	2H	3H	4H	6H	8H	12H	2H	3H	4H	6H	8H	12H		
6.4	7.0	6.7	7.2	7.5	6.4	7.0	6.7	7.2	7.5	6.4	7.0	6.7	7.2	7.5
0.3	0.9	0.6	7.1	7.4	0.3	0.8	0.6	7.1	7.4	0.3	0.8	0.6	7.1	7.4
0.3	0.8	0.6	7.1	7.4	0.2	0.7	0.6	7.0	7.3	0.2	0.6	0.5	6.9	7.3
0.2	0.7	0.6	7.0	7.3	0.2	0.6	0.5	6.9	7.3	0.2	0.6	0.5	6.9	7.3
0.2	0.7	0.6	7.0	7.3	0.1	0.6	0.5	6.9	7.2	0.1	0.6	0.5	6.9	7.2
0.2	0.6	0.5	6.9	7.3	0.1	0.5	0.5	6.9	7.2	0.1	0.5	0.5	6.9	7.2
4H	2H	3H	4H	6H	8H	12H	2H	3H	4H	6H	8H	12H		
0.2	0.7	0.6	7.0	7.3	0.3	0.8	0.6	7.1	7.4	0.3	0.8	0.6	7.1	7.4
0.2	0.6	0.6	7.0	7.3	0.2	0.6	0.6	7.0	7.3	0.2	0.6	0.6	7.0	7.3
0.1	0.5	0.5	6.9	7.3	0.1	0.5	0.5	6.9	7.3	0.1	0.5	0.5	6.9	7.3
0.1	0.4	0.5	6.8	7.2	0.1	0.4	0.5	6.8	7.2	0.1	0.4	0.5	6.8	7.2
0.1	0.4	0.5	6.8	7.2	0.0	0.3	0.5	6.8	7.2	0.0	0.3	0.5	6.8	7.2
0.0	0.3	0.5	6.7	7.2	0.0	0.3	0.5	6.7	7.2	0.0	0.3	0.5	6.7	7.2
8H	4H	6H	8H	12H	6.1	6.4	6.5	6.8	7.2	6.1	6.4	6.5	6.8	7.2
6.0	6.3	6.5	6.7	7.2	6.0	6.3	6.5	6.7	7.2	6.0	6.3	6.5	6.7	7.2
6.0	6.2	6.5	6.7	7.2	6.0	6.2	6.5	6.7	7.2	6.0	6.2	6.5	6.7	7.2
5.9	6.1	6.4	6.6	7.1	5.9	6.1	6.4	6.6	7.1	5.9	6.1	6.4	6.6	7.1
12H	4H	6H	8H		6.0	6.3	6.5	6.7	7.2	6.0	6.3	6.5	6.7	7.2
6.0	6.2	6.4	6.6	7.1	6.0	6.2	6.4	6.6	7.1	6.0	6.2	6.4	6.6	7.1
5.9	6.1	6.4	6.6	7.1	5.9	6.1	6.4	6.6	7.1	5.9	6.1	6.4	6.6	7.1
Variations with the observer position at spacing:														
S =	1.0H	5.9 / -6.1				5.9 / -6.1								
	1.5H	6.6 / -7.2				6.6 / -7.2								
	2.0H	10.6 / -7.8				10.6 / -7.8								