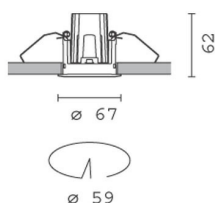
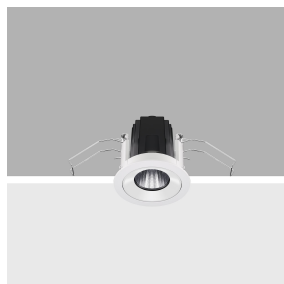


Last information update: April 2024

Product configuration: P315

P315: Fixed round recessed luminaire - LED - medium

**Product code**

P315: Fixed round recessed luminaire - LED - medium

Technical description

Round recessed luminaire with contact frame. Fixed version. The LED is set back to minimize glare. The main body is made of die-cast aluminium with a radiant surface that guarantees optimum heat dissipation. Metallised, thermoplastic, high definition reflector - medium optic (25°). Structure with die-cast aluminium external contact frame with a single white finish. The internal ring is made of thermoplastic available in a range of painted and metallised finishes. Safety glass included Quick and easy tool free assembly. High color rendering index 2700K LED. Power unit available with a separate code no.

Installation

Recessed in a false ceiling by means of an anti-fall steel wire spring - minimum thickness of false ceiling: 1 mm - preparation hole Ø 59 mm.

Colour

White (01) | Black / Black (43) | Black / White (47) | White/Gold (41)* | White / Chrome (E4)* | White / burnished chrome (E7)* | White / gold satin-finish (E9)*

* Colours on request

Weight (Kg)

0.13

Mounting

wall recessed|ceiling recessed

Wiring

Direct current ballasts are available with a separate code no.: ON-OFF / 1-10V dimmable / DALI dimmable / Trailing Edge dimmable - the recessed fitting includes a cable and a quick-coupling connector to connect it to the connector on the ballast.

Notes

A wide range of decorative accessories and diffusers is available.

Complies with EN60598-1 and pertinent regulations



IP20

IP44

On the visible part of the product once installed

**Technical data**

lm system:	616	CRI (minimum):	90
W system:	6.8	Colour temperature [K]:	2700
lm source:	760	MacAdam Step:	2
W source:	6.8	Life Time LED 1:	> 50,000h - L90 - B10 (Ta 25°C)
Luminous efficiency (lm/W, real value):	90.5	Lamp code:	LED
lm in emergency mode:	-	Number of lamps for optical assembly:	1
Total light flux at or above an angle of 90° [Lm]:	0	ZVEI Code:	LED
Light Output Ratio (L.O.R.) [%]:	81	Number of optical assemblies:	1
Beam angle [°]:	22°	LED current [mA]:	200

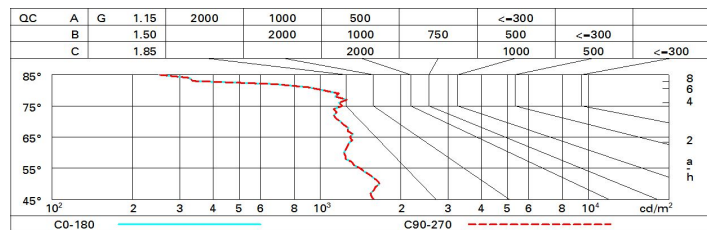
Polar

Imax=3189 cd		CIE		Lux			
90°	180°	nL 0.81	99-100-100-100-81	h	d	Em	E _{max}
		UGR <10-10	DIN A.61	2	0.8	671	797
		UTE 0.81A+0.00T	F*1=993	4	1.6	168	199
		F*1+F*2=997	F*1+F*2+F*3=1000	6	2.3	75	89
		CIBSE LG3 L<1500 cd/m² at 65°	UGR<10 L<1500 cd/m² @ 65°	8	3.1	42	50
α=22°							

Utilisation factors

R	77	75	73	71	55	53	33	00	DRR
K0.8	73	69	67	64	69	66	66	63	78
1.0	76	73	70	68	72	70	69	67	83
1.5	80	77	75	74	76	75	74	72	88
2.0	82	81	79	78	79	78	77	75	93
2.5	84	83	81	81	81	80	80	77	96
3.0	85	84	83	82	83	82	81	79	98
4.0	86	85	85	84	84	84	82	80	99
5.0	87	86	86	85	85	84	83	81	100

Luminance curve limit



UGR diagram

Corrected UGR values (at 700 lm bare lamp luminous flux)											
Reflect.: ceiling/cav walls work pl. Room dim x y		viewed crosswise					viewed endwise				
		0.70	0.70	0.50	0.50	0.30	0.70	0.70	0.50	0.50	0.30
		0.50	0.30	0.50	0.30	0.30	0.50	0.30	0.50	0.30	0.30
		0.20	0.20	0.20	0.20	0.20	0.20	0.20	0.20	0.20	0.20
2H	2H	0.2	2.3	0.6	2.7	3.0	0.2	2.3	0.6	2.7	3.0
	3H	1.2	2.8	1.5	3.1	3.4	0.4	2.1	0.8	2.4	2.7
	4H	1.6	2.9	2.0	3.3	3.6	0.6	1.9	0.9	2.2	2.6
	6H	2.1	3.1	2.5	3.4	3.8	0.6	1.6	1.0	1.9	2.3
	8H	2.1	3.1	2.5	3.5	3.8	0.6	1.6	1.0	2.0	2.3
	12H	2.1	3.1	2.5	3.4	3.8	0.6	1.6	1.0	1.9	2.3
4H	2H	0.6	1.9	0.9	2.2	2.6	1.6	2.9	2.0	3.3	3.6
	3H	1.8	2.8	2.2	3.1	3.5	2.1	3.1	2.5	3.5	3.9
	4H	2.3	3.3	2.8	3.7	4.1	2.3	3.3	2.8	3.7	4.1
	6H	2.6	4.3	3.1	4.8	5.2	2.2	4.0	2.7	4.4	4.9
	8H	2.6	4.5	3.1	5.0	5.5	2.2	4.1	2.7	4.6	5.1
	12H	2.5	4.5	3.0	4.9	5.5	2.1	4.1	2.6	4.6	5.1
8H	4H	2.2	4.1	2.7	4.6	5.1	2.6	4.5	3.1	5.0	5.5
	6H	2.8	4.6	3.3	5.1	5.6	2.8	4.6	3.3	5.1	5.6
	8H	2.9	4.5	3.5	5.0	5.6	2.9	4.5	3.5	5.0	5.6
	12H	3.1	4.1	3.6	4.6	5.2	3.2	4.2	3.7	4.7	5.2
12H	4H	2.1	4.1	2.6	4.6	5.1	2.5	4.5	3.0	4.9	5.5
	6H	2.9	4.4	3.4	4.9	5.5	2.8	4.4	3.3	4.9	5.4
	8H	3.2	4.2	3.7	4.7	5.2	3.1	4.1	3.6	4.6	5.2
Variations with the observer position at spacing:											
S =	1.0H	1.7 / -0.6					1.7 / -0.6				
	1.5H	3.4 / -0.9					3.4 / -0.9				
	2.0H	4.8 / -1.0					4.8 / -1.0				