


Last information update: May 2024

Product configuration: MU00

MU00: Large body spotlight - Neutral white - electronic ballast - wide flood optic



Product code

MU00: Large body spotlight - Neutral white - electronic ballast - wide flood optic **Attention! Code no longer in production**

Technical description

Adjustable spotlight with adapter for installation on mains electrified track for high output LED lamp with monochrome emission in a neutral white (4000K) colour. Electronic ballast. The luminaire is made of die-cast aluminium and thermoplastic material, and allows 360° rotation about the vertical axis and 90° tilting relative to the horizontal plane. The luminaire has mechanical aiming locks and graduated scales for both movements, operated using the same tool on two screws, one on the optic compartment and one on the adapter for the track. Spotlight equipped with accessory holding ring designed to contain a flat accessory. Another external component can also be applied, selected from directional flaps and an asymmetric screen. All external accessories rotate 360° about the spotlight longitudinal axis.

Installation

On an electrified track

Colour

White (01) | Grey / Black (74)

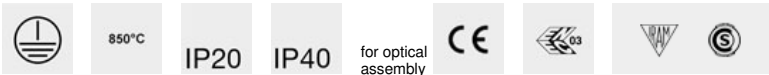
Mounting

three circuit track

Wiring

The electronic components are housed in the luminaire.

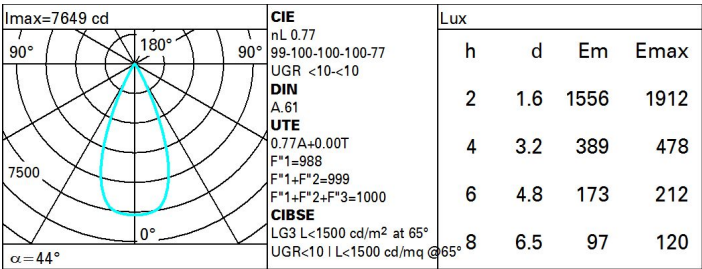
Complies with EN60598-1 and pertinent regulations



Technical data

lm system:	3845	CRI (minimum):	80
W system:	35.5	Colour temperature [K]:	4000
lm source:	5000	MacAdam Step:	2
W source:	31	Life Time LED 1:	> 50,000h - L80 - B10 (Ta 25°C)
Luminous efficiency (lm/W, real value):	108.3	Lamp code:	LED
lm in emergency mode:	-	Number of lamps for optical assembly:	1
Total light flux at or above an angle of 90° [Lm]:	0	ZVEI Code:	LED
Light Output Ratio (L.O.R.) [%]:	77	Number of optical assemblies:	1
Beam angle [°]:	44°		

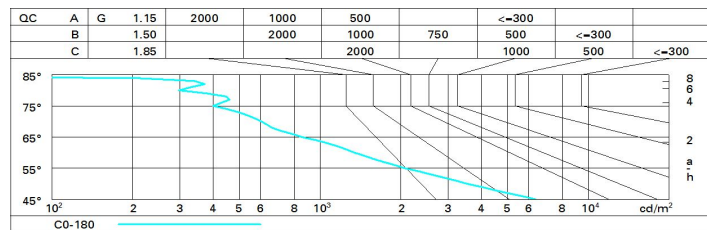
Polar



Utilisation factors

R	77	75	73	71	55	53	33	00	DRR
K0.8	69	65	63	61	65	63	62	60	78
1.0	72	69	67	65	68	66	66	63	82
1.5	76	73	71	70	72	71	70	68	88
2.0	78	76	75	74	75	74	73	71	93
2.5	80	78	77	76	77	76	75	73	95
3.0	81	80	79	78	78	78	77	75	97
4.0	82	81	80	80	80	79	78	76	99
5.0	82	82	81	81	80	80	79	77	100

Luminance curve limit



UGR diagram

Corrected UGR values (at 5000 lm bare lamp luminous flux)											
Reflect.: ceiling/cav walls work pl. Room dim x y		viewed crosswise					viewed endwise				
2H	2H	10.3	10.9	10.6	11.1	11.4	10.3	10.9	10.6	11.1	11.4
	3H	10.2	10.7	10.5	11.0	11.3	10.2	10.7	10.5	11.0	11.3
	4H	10.1	10.6	10.5	10.9	11.2	10.1	10.6	10.5	10.9	11.2
	6H	10.1	10.5	10.4	10.8	11.2	10.1	10.5	10.4	10.8	11.2
	8H	10.0	10.5	10.4	10.8	11.1	10.0	10.5	10.4	10.8	11.1
	12H	10.0	10.4	10.4	10.8	11.1	10.0	10.4	10.4	10.7	11.1
4H	2H	10.1	10.6	10.5	10.9	11.2	10.1	10.6	10.5	10.9	11.2
	3H	10.0	10.4	10.4	10.8	11.1	10.0	10.4	10.4	10.8	11.1
	4H	9.9	10.3	10.3	10.7	11.1	9.9	10.3	10.3	10.7	11.1
	6H	9.9	10.2	10.3	10.6	11.0	9.9	10.2	10.3	10.6	11.0
	8H	9.8	10.1	10.3	10.5	11.0	9.8	10.1	10.2	10.5	11.0
	12H	9.8	10.0	10.2	10.5	10.9	9.8	10.0	10.2	10.5	10.9
8H	4H	9.8	10.1	10.2	10.5	11.0	9.8	10.1	10.3	10.5	11.0
	6H	9.7	10.0	10.2	10.4	10.9	9.7	10.0	10.2	10.4	10.9
	8H	9.7	9.9	10.2	10.4	10.9	9.7	9.9	10.2	10.4	10.9
	12H	9.6	9.8	10.1	10.3	10.8	9.6	9.8	10.1	10.3	10.8
12H	4H	9.8	10.0	10.2	10.5	10.9	9.8	10.0	10.2	10.5	10.9
	6H	9.7	9.9	10.2	10.3	10.8	9.7	9.9	10.2	10.4	10.8
	8H	9.6	9.8	10.1	10.3	10.8	9.6	9.8	10.1	10.3	10.8
Variations with the observer position at spacing:											
S =		1.0H					5.4 / -8.9				
		1.5H					8.1 / -11.2				
		2.0H					10.1 / -12.7				