

Ultimo aggiornamento delle informazioni: Luglio 2024

**Configurazione di prodotto: PE43**

PE43: Strip UpLight Warm White - UGR<19 - per modulo da L=912



**Codice prodotto**

PE43: Strip UpLight Warm White - UGR<19 - per modulo da L=912

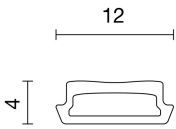
**Descrizione tecnica**

Strip UpLight per modulo da L=912. Sorgente Led monocromatica Warm White CRI90 con UGR<19. Completa di connettori ad innesto rapido.

**Colore**  
Bianco (01)

**Peso (Kg)**  
0.02

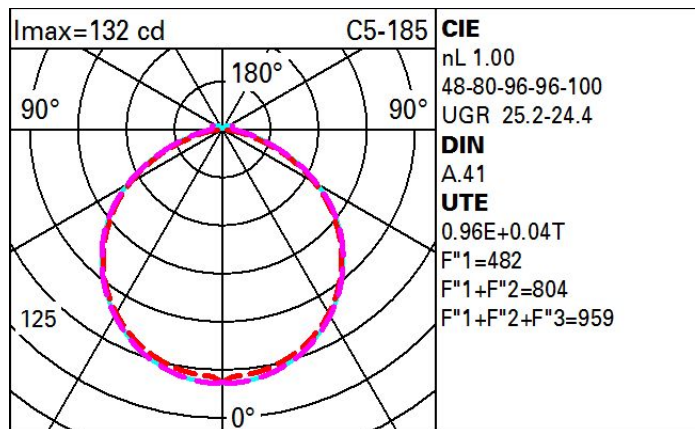
Soddisfa EN60598-1 e relative note



**Dati tecnici**

Im di sistema:	385	MacAdam Step:	3
W di sistema:	2.9	Life Time LED 1:	> 50,000h - L90 - B10 (Ta 25°C)
Im di sorgente:	-	Voltaggio [Vin]:	48
W di sorgente:	-	Codice lampada:	LED
Efficienza luminosa (lm/W, dati di sistema):	132.8	Numero di lampade per vano ottico:	1
Im in modalità emergenza:	-	Codice ZVEI:	LED
Flusso totale emesso a 90° o superiore [Lm]:	15	Numero di vani ottici:	1
Light Output Ratio (L.O.R.) [%]:	100	Corrente LED [mA]:	20
CRI (minimo):	90	Control:	PWM
Temperatura colore [K]:	3000		

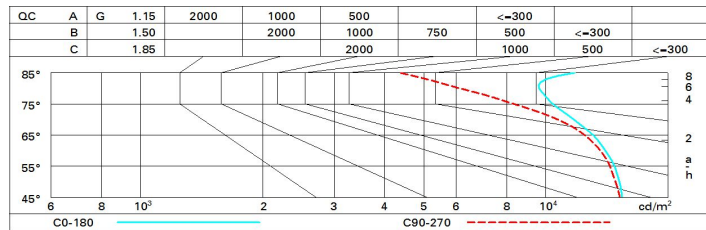
**Polare**



**Coefficienti di utilizzazione**

R	77	75	73	71	55	53	33	00	DRR
K0.8	65	55	47	42	53	46	45	38	40
1.0	72	62	55	49	60	54	53	45	47
1.5	82	74	68	63	72	66	65	58	60
2.0	88	82	76	72	79	74	73	66	69
2.5	92	86	82	78	84	80	78	72	75
3.0	94	90	86	82	87	83	81	75	79
4.0	97	94	90	87	91	88	86	80	83
5.0	99	96	93	91	93	91	88	83	86

**Curva limite di luminanza**



**Diagramma UGR**

Corrected UGR values (at 385 lm bare lamp luminous flux)											
Reflect.:		viewed crosswise					viewed endwise				
ceil/cav		0.70	0.70	0.50	0.50	0.30	0.70	0.70	0.50	0.50	0.30
walls		0.50	0.30	0.50	0.30	0.30	0.50	0.30	0.50	0.30	0.30
work pl.		0.20	0.20	0.20	0.20	0.20	0.20	0.20	0.20	0.20	0.20
Room dim		viewed crosswise					viewed endwise				
x	y										
2H	2H	21.8	22.9	22.2	23.2	23.6	21.7	22.9	22.1	23.2	23.5
	3H	23.2	24.2	23.6	24.5	24.9	22.2	23.2	22.6	23.6	23.9
	4H	23.7	24.6	24.1	25.0	25.4	22.4	23.3	22.8	23.7	24.1
	6H	24.0	24.9	24.5	25.3	25.7	22.4	23.2	22.8	23.7	24.1
	8H	24.2	25.0	24.6	25.4	25.9	22.4	23.2	22.8	23.6	24.1
12H	24.3	25.1	24.8	25.6	26.0	22.4	23.1	22.8	23.6	24.0	
4H	2H	22.4	23.3	22.8	23.7	24.1	23.3	24.3	23.8	24.6	25.1
	3H	23.9	24.7	24.4	25.1	25.6	23.9	24.7	24.4	25.1	25.6
	4H	24.5	25.2	25.0	25.7	26.1	24.2	24.9	24.7	25.3	25.8
	6H	25.0	25.6	25.5	26.1	26.6	24.4	25.0	24.9	25.4	26.0
	8H	25.2	25.8	25.7	26.3	26.8	24.4	25.0	24.9	25.4	26.0
12H	25.4	25.9	25.9	26.4	27.0	24.4	24.9	24.9	25.4	26.0	
8H	4H	24.7	25.3	25.2	25.8	26.3	24.5	25.1	25.0	25.6	26.1
	6H	25.3	25.8	25.9	26.3	26.9	24.8	25.3	25.3	25.8	26.4
	8H	25.6	26.0	26.2	26.6	27.2	24.9	25.3	25.5	25.9	26.4
	12H	26.0	26.3	26.5	26.9	27.5	25.0	25.4	25.6	25.9	26.5
12H	4H	24.7	25.2	25.2	25.7	26.3	24.5	25.0	25.1	25.6	26.1
	6H	25.4	25.8	25.9	26.3	26.9	24.8	25.3	25.4	25.8	26.4
	8H	25.7	26.1	26.3	26.6	27.2	25.0	25.3	25.6	25.9	26.5
Variations with the observer position at spacing:											
S =	1.0H	0.1 / -0.1					0.1 / -0.1				
	1.5H	0.3 / -0.4					0.3 / -0.5				
	2.0H	0.5 / -0.7					0.6 / -0.8				