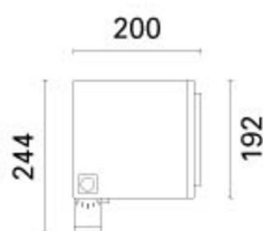


Last information update: April 2024

Product configuration: BV61

BV61: Floodlight with bracket Leds - 220÷240V ac electronic control gear - DMX512-RDM - Flood optic

**Product code**

BV61: Floodlight with bracket Leds - 220÷240V ac electronic control gear - DMX512-RDM - Flood optic

Technical description

Floodlight designed to use RGB LED lamps (nr.8 red leds, nr.9 green leds and nr.8 blue leds), a flood optic and a DMX512-RDM control with search and addressing function. The luminaire consists of an optical assembly/component-holding box and hidden fixing bracket. The optical assembly and front frame are made of die-cast aluminium alloy painted with a smooth finish (grey RAL 9007) or a textured finish (white RAL 9016). The painting process includes a multi-step, pre-treatment process, in which the main phases are degreasing, fluorozirconation (a protective surface film) and sealing (with a nano-structured silane layer). The next painting stage consists of a primer and a liquid acrylic paint, cured at 150°C, with a high level of weather and UV ray resistance. The tempered sodium-calcium glass cover has customised serigraphy, is 4mm thick, and joined to the frame with silicone. The frame is fastened to the optical assembly by two M5 AISI 304 stainless steel captive screws and a galvanised steel safety cable. Complete with multi-LED plate with individual red, green and blue (RGB) LEDs, a built-in electronic ballast and a DMX512-RDM control card. Fitted with optics with a plastic (methacrylate) lens for flood lighting. The component-holding box, in the rear of the luminaire, is set up to hold the control gear, which is fixed with captive screws on a galvanised steel pull-out plate. The control gear can be accessed through the rear door made of painted aluminium alloy, fixed to the product body with four M5 AISI 304 stainless steel captive screws and a safety cable. iPro can be adjusted +95°/-5° relative to the horizontal line using a bracket made of extruded aluminium, on which a graduated scale (with 15° steps) is marked using serigraphy. The internal silicone seals guarantee watertightness IP66h Set up for pass-through wiring using a double M24x1.5 nickel-plated brass cable gland (suitable for cables with 7÷16mm diameter). Each cable is set up for both the DMX signal and the mains supply feed. All external screws used are made of A2 stainless steel. The luminaire technical characteristics conform to EN60598-1 standards and particular requirements.

Installation

Ground, wall or ceiling installation using special bracket. Secure using screw anchors for concrete, cement and solid brick. It can also be installed on a MultiPro pole system using suitable accessories.

Colour

White (01) | Black (04) | Grey (15) | Rust Brown (F5)

Weight (Kg)

5.7

Mounting

wall arm|pole arm|ground surface|wall surface|ground anchored|ceiling surface|u-bracket|free standing

Wiring

Control gear complete with electronic ballast (220÷240Vac 50/60Hz) with a self-addressing DMX-RDM control. For the connection between the DMX signal cable and the power supply cable a Y IP68 connector is available code no. BZN7.

Notes

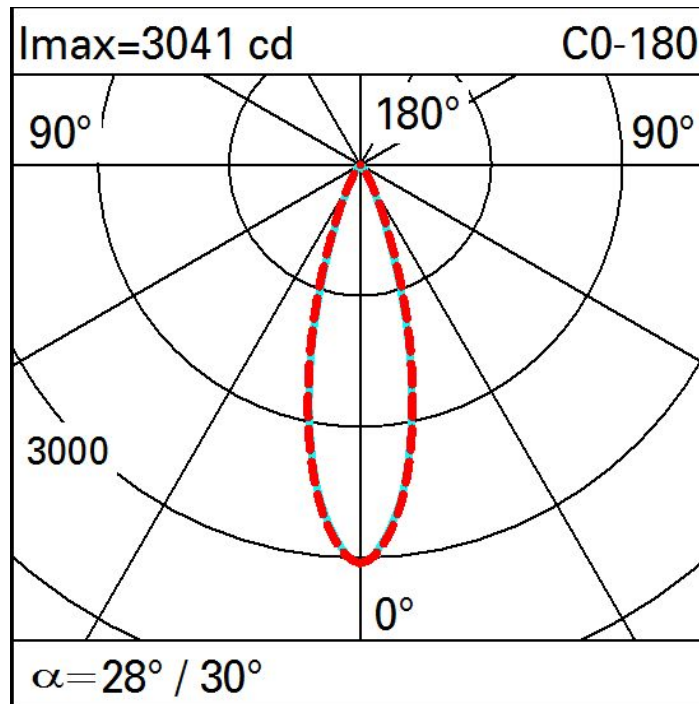
Product complete with LED lamp. IK09 with protective grille. DMX specifications require the insertion of a 120 Ohm resistor to be placed between the DATA+ and DATA- terminals of the last product in the line (BZQ7). If there is no DMX signal the product runs the dynamic colour sequence by default. DALI versions and DMX512 versions with self-addressing are available on request.

Complies with EN60598-1 and pertinent regulations

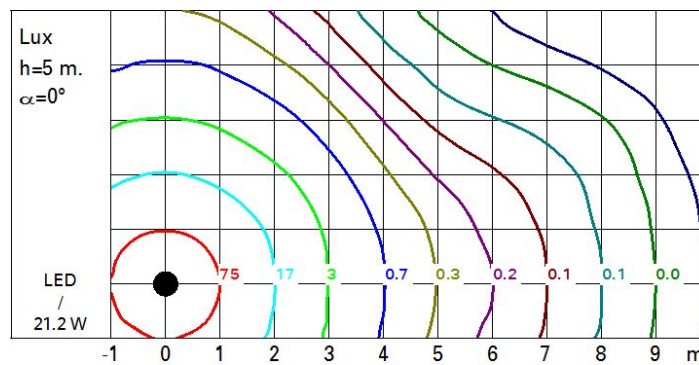
**Technical data**

Im system:	883	Number of lamps for optical assembly:	1
W system:	21.2	ZVEI Code:	LED
Im source:	1550	Number of optical assemblies:	1
W source:	16	Intervall temperatura ambiente:	from -30°C to 40°C.
Luminous efficiency (Im/W, real value):	41.7	Power factor:	See installation instructions
Im in emergency mode:	-	Inrush current:	10 A / 200 µs
Total light flux at or above an angle of 90° [Lm]:	0	Maximum number of luminaires of this type per miniature circuit breaker:	B10A: 18 luminaires B16A: 30 luminaires C10A: 31 luminaires C16A: 51 luminaires
Light Output Ratio (L.O.R.) [%]:	57	Minimum dimming %:	1
Beam angle [°]:	28° / 30°	Overvoltage protection:	4kV Common mode & 4kV Differential mode
Life Time LED 1:	100,000h - L80 - B10 (Ta 25°C)	Dimming mode:	CCR
Life Time LED 2:	89,000h - L80 - B10 (Ta 40°C)	Control:	DMX-RDM
Lamp code:	LED		

Polar



Isolux



Illuminances

