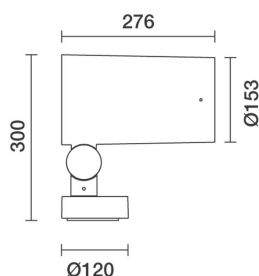


Last information update: April 2024

Product configuration: EI81

EI81: Spotlight with base - Warm White Led - integrated electronic control gear - Very Wide Flood optic

**Product code**

EI81: Spotlight with base - Warm White Led - integrated electronic control gear - Very Wide Flood optic

Technical description

Spotlight designed to use LED lamps and a Very Wide Flood optic. The optical assembly and base is made of EN1706AC 46100LF aluminium alloy and subjected to a multi-step, pre-treatment process, in which the main phases are degreasing, fluorozirconation (a protective surface film) and sealing (with a nano-structured silane layer). The following painting stage consists of a primer and a liquid acrylic paint, cured at 150°C, with a high level of weather and UV ray resistance. 5 mm thick tempered sodium-calcium closing glass. Double adjustability allows a 360° rotation about the vertical axis and 90° tilting relative to the horizontal plane. Mechanical aiming locks for rotation on both the vertical axis and horizontal plane. Complete with a monochrome LED circuit and an Opti Beam Reflector optic system. The product includes a PG13.5 cable gland. Electronic DALI ballast integrated in product. Option of using optic accessories assembled via an accessory holder frame. All external screws used are made of A2 stainless steel.

Installation

Floor, wall, ceiling or via pole.

Colour

White (01) | Black (04) | Grey (15) | Rust Brown (F5)

Weight (Kg)

6.56

Mounting

wall arm|ground surface|wall surface|ceiling surface

Wiring

Double PG.

Complies with EN60598-1 and pertinent regulations



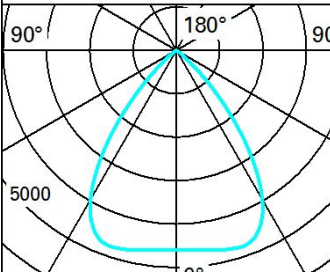
IK07

IP66

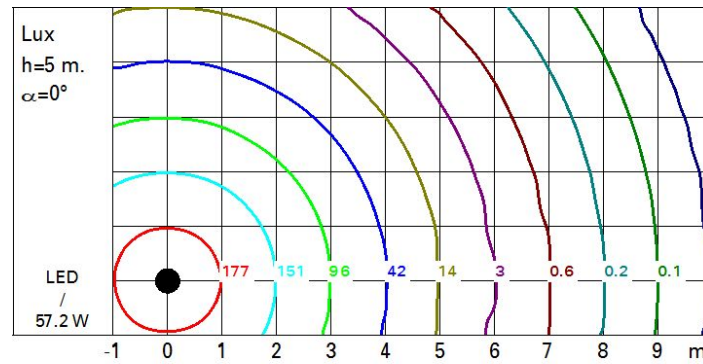
**Technical data**

Im system:	6562	Life Time LED 1:	100.000h - L80 - B10 (Ta 25°C)
W system:	57.2	Lamp code:	LED
Im source:	7720	Number of lamps for optical assembly:	1
W source:	53	ZVEI Code:	LED
Luminous efficiency (Im/W, real value):	114.7	Number of optical assemblies:	1
Im in emergency mode:	-	Intervalllo temperatura ambiente:	from -30°C to 35°C.
Total light flux at or above an angle of 90° [Lm]:	0	Lifetime of product at ambient operating temperature:	≥ 50.000h Ta=25°C
Light Output Ratio (L.O.R.) [%]:	85	Power factor:	See installation instructions
Beam angle [°]:	76°	Inrush current:	43 A / 260 µs
CRI (minimum):	80	Maximum number of luminaires of this type per miniature circuit breaker:	B10A: 6 luminaires B16A: 10 luminaires C10A: 10 luminaires C16A: 17 luminaires
Colour temperature [K]:	3000	Overvoltage protection:	10kV Common mode & 6kV Differential mode
MacAdam Step:	2	Control:	DALI-2

Polar

Imax=4763 cd		Lux					
	90°	180°	90°	h	d	Em	Emax
				4	6.3	222	287
				8	12.5	56	72
				12	18.8	25	32
				16	25	14	18
α = 76°							

Isolux



UGR diagram

Corrected UGR values (at 7720 lm bare lamp luminous flux)												
Reflect.:		viewed crosswise					viewed endwise					
ceiling		0.70	0.70	0.50	0.50	0.30	0.70	0.70	0.50	0.50	0.30	
walls		0.50	0.30	0.50	0.30	0.30	0.50	0.30	0.50	0.30	0.30	
work pl.		0.20	0.20	0.20	0.20	0.20	0.20	0.20	0.20	0.20	0.20	
Room dim												
x	y											
2H	2H	24.8	25.6	25.1	25.8	26.0	24.8	25.6	25.1	25.8	26.0	
	3H	24.7	25.3	25.0	25.6	25.9	24.7	25.3	25.0	25.6	25.9	
	4H	24.6	25.2	25.0	25.5	25.8	24.6	25.2	25.0	25.5	25.8	
	6H	24.5	25.1	24.9	25.4	25.7	24.5	25.1	24.9	25.4	25.7	
	8H	24.5	25.0	24.9	25.4	25.7	24.5	25.0	24.9	25.4	25.7	
	12H	24.5	25.0	24.8	25.3	25.7	24.5	25.0	24.9	25.3	25.7	
4H	2H	24.6	25.2	25.0	25.5	25.8	24.6	25.2	25.0	25.5	25.8	
	3H	24.5	25.0	24.9	25.3	25.7	24.5	25.0	24.9	25.3	25.7	
	4H	24.4	24.8	24.8	25.2	25.6	24.4	24.8	24.8	25.2	25.6	
	6H	24.3	24.7	24.7	25.1	25.5	24.3	24.7	24.7	25.1	25.5	
	8H	24.3	24.6	24.7	25.0	25.5	24.3	24.6	24.7	25.0	25.5	
	12H	24.2	24.5	24.7	24.9	25.4	24.2	24.5	24.7	24.9	25.4	
8H	4H	24.3	24.6	24.7	25.0	25.5	24.3	24.6	24.7	25.0	25.5	
	6H	24.2	24.4	24.6	24.9	25.4	24.2	24.4	24.6	24.9	25.4	
	8H	24.1	24.4	24.6	24.8	25.3	24.1	24.4	24.6	24.8	25.3	
	12H	24.1	24.3	24.6	24.8	25.3	24.1	24.3	24.6	24.8	25.3	
12H	4H	24.2	24.5	24.7	24.9	25.4	24.2	24.5	24.7	24.9	25.4	
	6H	24.1	24.4	24.6	24.8	25.3	24.1	24.4	24.6	24.8	25.3	
	8H	24.1	24.3	24.6	24.8	25.3	24.1	24.3	24.6	24.8	25.3	
Variations with the observer position at spacing:												
S =		1.0H	3.3 / -15.9				3.3	-15.9				
		1.5H	6.0 / -22.8				6.0	-22.8				
		2.0H	8.0 / -27.9				8.0	-27.9				