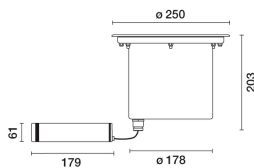


Last information update: April 2024

**Product configuration: E163+X209.04**

E163: Floor recessed Earth D=250mm - Warm white - Medium optic - DALI

X209.04: Plastic casing for installation on floors + end cap - Black

**Product code**

E163: Floor recessed Earth D=250mm - Warm white - Medium optic - DALI

**Technical description**

Floor or ground-recessed luminaire designed to use white monochrome LED lamps, a fixed optic and a built-in dimmable DALI electronic ballast. The round frame measures  $D = 250$  mm, the body and frame are made of AISI 304 stainless steel and the extra-clear, sodium - calcium tempered glass cover is 15mm thick. The stainless steel body is painted black. The luminaire is fixed to the outer casing using two Torx type securing screws. It also comes complete with an LED circuit, an aluminium OPTIBEAM reflector and a black plastic cover. An external black plastic box (PPS) contains the control gear. The product's wiring system features an A2 stainless steel cable gland with a 1200 mm long A07RNF type  $4 \times 1$  mm<sup>2</sup> output power cable. The cable is equipped with an anti-transpiration device (IP68) that consists of a silicone-coated joint located on the power cable and positioned in the control gear box. An outer casing is available for installation and can be ordered separately from the plastic optic assembly. The glass unit, optical assembly, frame and outer casing together guarantee a maximum static load resistance of 5000 kg. The maximum surface temperature of the glass is less than 40°C.

**Installation**

The product is fixed to the outer casing using two Torx type securing screws. The unit can be floor-recessed using the outer casing for installation or ground-recessed.

**Colour**  
Steel (13)

**Weight (Kg)**  
4.5

**Mounting**

Floor recessed|ground recessed

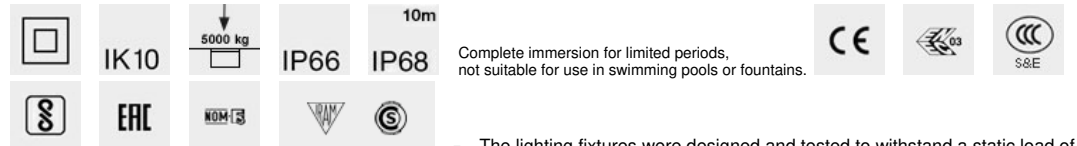
**Wiring**

Product complete with 220÷240V ac DALI dimmable electronic control gear, positioned in a box separated by the optical assembly and outlet cable.

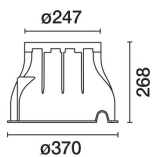

**Notes**

IP68 rating on both the product and the cable using IP68 connectors \* The product is not suitable for installation in swimming pools and fountains. Overvoltage protection: 4kV Common Mode, 3.5kV Differential Mode

Complies with EN60598-1 and pertinent regulations



up to 50000 N and to resist drive-over stress by vehicles with tires. The fixtures cannot be used in lanes subjected to horizontal stresses due to acceleration, braking and / or changes of direction.

**Accessory code**

X209.04: Plastic casing for installation on floors + end cap - Black

**Technical description**

Made of plastic (polypropylene). Inclusive of front cap with system for extracting the cables and double cable entry.

**Installation**

Floor-standing (concrete)

**Colour**  
Black (04)

**Weight (Kg)**  
1.9

**Mounting**

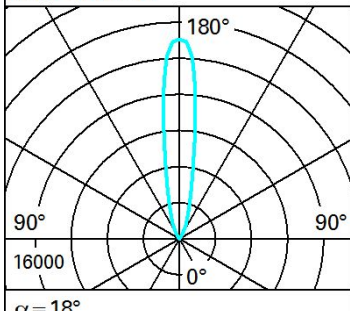
ground surface|Floor recessed|ground recessed

Complies with EN60598-1 and pertinent regulations

# Technical data

Im system:	3578	Life Time LED 2:	100,000h - L90 - B10 (Ta 40°C)
W system:	30.1	Lamp code:	LED
Im source:	4430	Number of lamps for optical assembly:	1
W source:	27	ZVEI Code:	LED
Luminous efficiency (Im/W, real value):	118.9	Number of optical assemblies:	1
Im in emergency mode:	-	Intervalllo temperatura ambiente:	from -25°C to 50°C.
Total light flux at or above an angle of 90° [Lm]:	3578	Power factor:	See installation instructions
Light Output Ratio (L.O.R.) [%]:	81	Inrush current:	10 A / 200 µs
Beam angle [°]:	18°	Maximum number of luminaires of this type per miniature circuit breaker:	B10A: 18 luminaires B16A: 30 luminaires C10A: 31 luminaires C16A: 51 luminaires
CRI (minimum):	80	Minimum dimming %:	1
Colour temperature [K]:	3000	Overvoltage protection:	4kV Common mode & 4kV Differential mode
MacAdam Step:	2	Control:	DALI-2
Life Time LED 1:	100,000h - L90 - B10 (Ta 25°C)		

# Polar

Imax=22094 cd		Lux			
		h	d	Em	Emax
	180°				
	90°				
	0°				
	16000				
$\alpha = 18^\circ$		40	12.7	11	14
		30	9.5	20	25
		20	6.3	44	55
		10	3.2	176	221

# UGR diagram

Corrected UGR values (at 4430 lm bare lamp luminous flux)											
Reflect.:		viewed crosswise					viewed endwise				
ceiling	cav	0.70	0.70	0.50	0.50	0.30	0.70	0.70	0.50	0.50	0.30
walls		0.50	0.30	0.50	0.30	0.30	0.50	0.30	0.50	0.30	0.30
work pl.		0.20	0.20	0.20	0.20	0.20	0.20	0.20	0.20	0.20	0.20
Room dim											
x	y										
2H	2H	0.9	3.0	1.3	3.3	3.7	0.9	3.0	1.3	3.3	3.7
	3H	0.9	2.4	1.3	2.8	3.1	0.8	2.4	1.2	2.7	3.0
	4H	0.9	2.2	1.2	2.5	2.8	0.8	2.1	1.1	2.4	2.7
	6H	0.9	1.9	1.3	2.2	2.6	0.7	1.7	1.1	2.1	2.4
	8H	0.8	1.9	1.2	2.2	2.6	0.7	1.7	1.1	2.1	2.4
	12H	0.8	1.8	1.2	2.2	2.6	0.6	1.7	1.0	2.0	2.4
4H	2H	0.8	2.1	1.1	2.4	2.7	0.9	2.2	1.2	2.5	2.8
	3H	0.8	1.8	1.2	2.2	2.6	0.8	1.9	1.2	2.2	2.6
	4H	0.7	1.8	1.1	2.2	2.6	0.7	1.8	1.1	2.2	2.6
	6H	0.5	2.2	0.9	2.6	3.1	0.4	2.1	0.9	2.6	3.0
	8H	0.4	2.3	0.9	2.7	3.2	0.3	2.2	0.8	2.6	3.1
	12H	0.3	2.2	0.8	2.7	3.2	0.2	2.1	0.7	2.6	3.1
8H	4H	0.3	2.2	0.8	2.6	3.1	0.4	2.3	0.9	2.7	3.2
	6H	0.3	2.1	0.8	2.5	3.1	0.3	2.1	0.8	2.6	3.1
	8H	0.3	1.9	0.9	2.4	2.9	0.3	1.9	0.9	2.4	2.9
	12H	0.6	1.5	1.1	2.0	2.5	0.5	1.4	1.1	1.9	2.5
12H	4H	0.2	2.1	0.7	2.6	3.1	0.3	2.2	0.8	2.7	3.2
	6H	0.3	1.8	0.8	2.3	2.9	0.3	1.9	0.9	2.4	2.9
	8H	0.5	1.4	1.1	1.9	2.5	0.6	1.5	1.1	2.0	2.5
Variations with the observer position at spacing:											
S =		5.8 / -5.4					5.8 / -5.4				
		8.0 / -5.8					8.0 / -5.8				
		10.5 / -6.0					10.5 / -6.0				