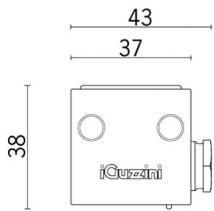


Ultimo aggiornamento delle informazioni: Ottobre 2024

### Configurazione di prodotto: BY39

BY39: Linealuce Mini - Wall-/Ceiling-mounted - Neutral White LED - 24V/500mA dc - L=1020mm - 32° Flood Optic



### Codice prodotto

BY39: Linealuce Mini - Wall-/Ceiling-mounted - Neutral White LED - 24V/500mA dc - L=1020mm - 32° Flood Optic

### Descrizione tecnica

Direct light luminaire, designed to use monochrome LED lamps. Ceiling- and wall-mounted. Consists of a body and supports for installation (to be ordered separately). Extruded aluminium body, with zamak die-cast end caps complete with silicone gaskets. Coated with liquid acrylic paint with a high level of weather and UV ray resistance. The top of the optical assembly is closed by a 3 mm thick transparent glass screen, fixed with silicone. Complete with multi-LED power plate in Neutral White with 24V/500mA dc electronic circuit (power supply to be ordered separately); 24V/500mA smart driver allowing constant light flow emission despite variations in the input voltage (from 30V dc to 16V dc). Fitted with satin-finish polycarbonate film and optics with plastic (methacrylate) lens for 32° FLOOD lighting. All external screws used are made of A2 stainless steel. The luminaire technical characteristics conform to EN 60598-1 standards and particular requirements.

### Installazione

The following accessories are available for installation: adjustable wall-mounted arms in AISI304 stainless steel (L=83mm code BZJ9, 200mm code BZJ8) and a plate for surface- or ceiling-mounting made of anodised aluminium (BZJ6).

### Colore

Grigio (15)

### Peso (Kg)

1.59

### Montaggio

a parete|a soffitto


### Cablaggio

The product is supplied with a single nickel-plated brass cable gland PG9 and a 2x1mm<sup>2</sup> PVC and polyurethane outlet cable, 2000mm long. For the electrical connection there is an IP68 linear connector (BZK6) and an IP67 junction box with quick-coupling terminals (BZK7). 24V/500mA dc electronic ballasts to be ordered separately: 32W (BZA0), 25W (K980), and 35W (BZM4)

### Note

Product complete with LED lamp.

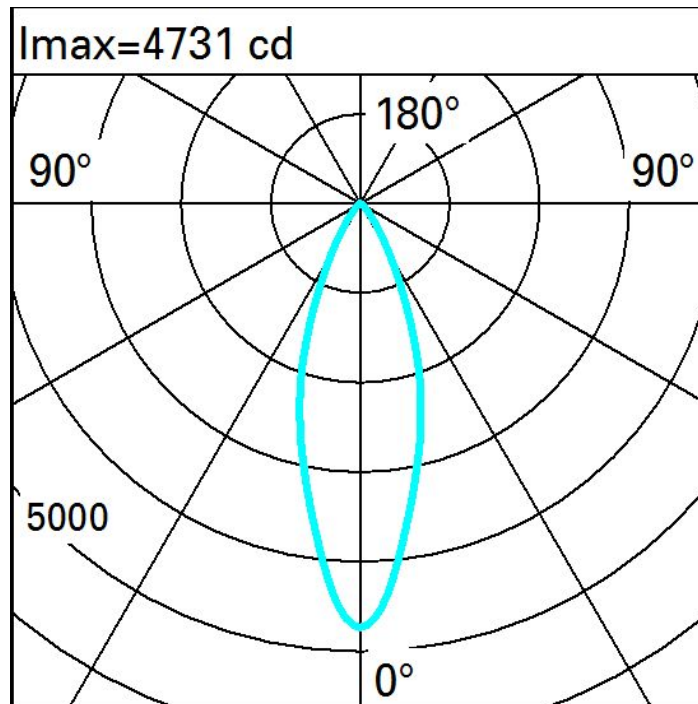
Soddisfa EN60598-1 e relative note



### Dati tecnici

Im di sistema:	1980	MacAdam Step:	3
W di sistema:	36	Life Time LED 1:	65,000h - L80 - B10 (Ta 25°C)
Im di sorgente:	3300	Life Time LED 2:	65,000h - L80 - B10 (Ta 40°C)
W di sorgente:	36	Voltaggio [Vin]:	36
Efficienza luminosa (lm/W, dati di sistema):	55	Codice lampada:	LED
Im in modalità emergenza:	-	Numero di lampade per vano ottico:	1
Flusso totale emesso a 90° o superiore [Lm]:	0	Codice ZVEI:	LED
Light Output Ratio (L.O.R.) [%]:	60	Numero di vani ottici:	1
Angolo di apertura [°]:	34°	Intervallo temperatura ambiente operativa:	da -30°C a 50°C.
CRI (minimo):	80	Corrente LED [mA]:	500
Temperatura colore [K]:	4000		

Polare



Illuminamenti

Lux		Wall distance = 1m											
3													
		0.1	0.3	1.0	3	8	12	8	3	1.0	0.3	0.1	
2		0.4	1	3	7	18	30	18	7	3	1	0.4	
		0.8	2	4	13	38	62	38	13	4	2	0.8	
1		1	2	7	21	56	88	56	21	7	2	1	
		1	4	11	28	59	85	59	28	11	4	1	
0													
	m	-2	-1	0	1	2	3						