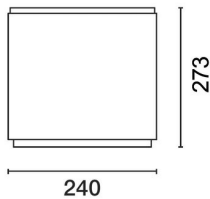


Last information update: October 2023

Product configuration: MR77

MR77: Ceiling-mounted luminaire - neutral LED - Controlled luminance UGR < 19 - DALI dimmable control gear

**Product code**MR77: Ceiling-mounted luminaire - neutral LED - Controlled luminance UGR < 19 - DALI dimmable control gear **Attention! Code no longer in production****Technical description**

LED lamp, ceiling-mounted luminaire; integrated DALI dimmable control gear. Die-cast aluminium plate for surface mounting with diffuser element; technical, shaped aluminium sheet brackets for components and optics; comfort reflector vacuum-metallised with aluminium vapours and finished with a protective anti-scratch layer - controlled luminance optic; safety glass cover over LED lamp; lathe-shaped aluminium cylindrical body; lower ring in high resistance polycarbonate.

Installation

Plate fixed to ceiling using screws and screw anchors (not included); bayonet assembly systems ensuring simple installation and maintenance; snap-on spring fastening for reflector. Wall or pendant application option available thanks to special accessory kits with a separate code.

Colour

White (01) | Grey (15)

Weight (Kg)

3.1

Mounting

wall surface|ceiling surface|ceiling pendant

Wiring

Control gear integrated in luminaire; mains and optic unit connections made with quick coupling terminal blocks. Touch-dim push-button dimming option (see instruction sheet)

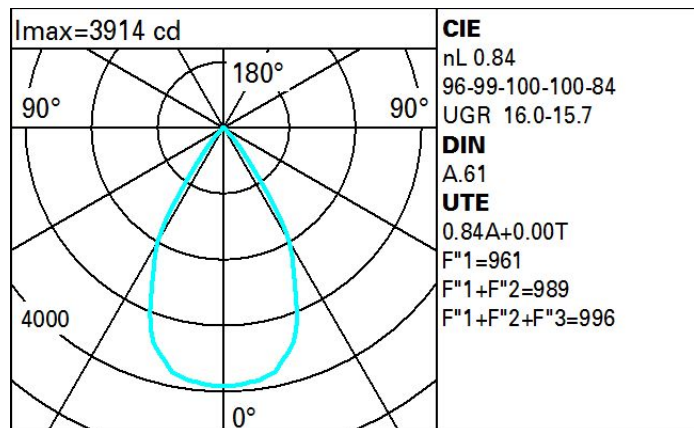
Notes

Kit for wall-mounting: code no. 9443 - kit for steel cable pendant system L 1500: code no. 9441

Complies with EN60598-1 and pertinent regulations

**Technical data**

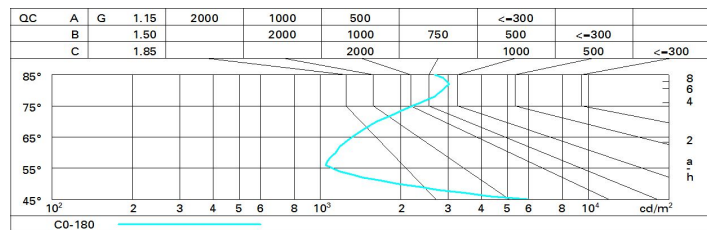
Im system:	3358	Colour temperature [K]:	4000
W system:	27.7	MacAdam Step:	2
Im source:	4000	Life Time LED 1:	> 50,000h - L80 - B10 (Ta 25°C)
W source:	24	Ballast losses [W]:	3.7
Luminous efficiency (Im/W, real value):	121.2	Lamp code:	LED
Im in emergency mode:	-	Number of lamps for optical assembly:	1
Total light flux at or above an angle of 90° [Lm]:	0	ZVEI Code:	LED
Light Output Ratio (L.O.R.) [%]:	84	Number of optical assemblies:	1
CRI:	80	Control:	DALI

Polar

Utilisation factors

R	77	75	73	71	55	53	33	00	DRR
K0.8	74	70	67	65	69	67	66	63	76
1.0	78	74	71	69	73	71	70	67	80
1.5	82	79	77	75	78	76	75	73	87
2.0	85	83	81	79	82	80	79	77	91
2.5	86	85	84	82	84	82	82	79	94
3.0	88	86	85	84	85	84	83	81	96
4.0	89	88	87	86	86	86	85	82	98
5.0	89	89	88	88	87	87	85	83	99

Luminance curve limit



UGR diagram

Corrected UGR values (at 4000 lm bare lamp luminous flux)											
Reflect.: ceiling/cav walls work pl. Room dim x y		0.70	0.70	0.50	0.50	0.30	0.70	0.70	0.50	0.50	0.30
		0.50	0.30	0.50	0.30	0.30	0.50	0.30	0.50	0.30	0.30
		0.20	0.20	0.20	0.20	0.20	0.20	0.20	0.20	0.20	0.20
		viewed crosswise					viewed endwise				
2H	2H	15.9	16.6	16.2	16.8	17.1	15.9	16.6	16.2	16.8	17.1
	3H	15.8	16.4	16.2	16.7	17.0	15.8	16.4	16.1	16.7	16.9
	4H	15.8	16.4	16.2	16.7	17.0	15.7	16.3	16.1	16.6	16.9
	6H	15.9	16.4	16.3	16.7	17.1	15.7	16.2	16.0	16.5	16.8
	8H	15.9	16.4	16.3	16.8	17.1	15.6	16.1	16.0	16.4	16.8
	12H	16.0	16.4	16.3	16.8	17.1	15.6	16.1	16.0	16.4	16.7
4H	2H	15.7	16.3	16.1	16.6	16.9	15.8	16.4	16.2	16.7	17.0
	3H	15.7	16.1	16.1	16.5	16.8	15.8	16.2	16.1	16.6	16.9
	4H	15.7	16.1	16.1	16.5	16.9	15.7	16.1	16.1	16.5	16.9
	6H	15.9	16.2	16.3	16.6	17.0	15.7	16.1	16.1	16.5	16.9
	8H	16.0	16.3	16.4	16.7	17.1	15.7	16.0	16.1	16.4	16.9
	12H	16.0	16.3	16.5	16.7	17.2	15.7	16.0	16.1	16.4	16.8
8H	4H	15.7	16.0	16.1	16.4	16.9	16.0	16.3	16.4	16.7	17.1
	6H	15.9	16.2	16.4	16.6	17.1	16.0	16.3	16.5	16.7	17.2
	8H	16.1	16.3	16.5	16.8	17.3	16.1	16.3	16.5	16.8	17.3
	12H	16.2	16.4	16.7	16.9	17.4	16.1	16.3	16.6	16.8	17.3
12H	4H	15.7	16.0	16.1	16.4	16.8	16.0	16.3	16.5	16.7	17.2
	6H	15.9	16.2	16.4	16.6	17.1	16.1	16.3	16.6	16.8	17.3
	8H	16.1	16.3	16.6	16.8	17.3	16.2	16.4	16.7	16.9	17.4
Variations with the observer position at spacing:											
S =	1.0H	4.7 / -4.3					4.7 / -4.3				
	1.5H	7.4 / -4.5					7.4 / -4.5				
	2.0H	9.4 / -4.4					9.4 / -4.4				