


Last information update: April 2025

**Product configuration: PH94**

PH94: Frame adjustable 2 x 10-cell recessed luminaire - LED - Neutral White - DALI dimmable power supply



**Product code**

PH94: Frame adjustable 2 x 10-cell recessed luminaire - LED - Neutral White - DALI dimmable power supply

**Technical description**

Recessed rectangular luminaire with LEDs. Shaped steel sheet structural compartment with outer rim. The two linear elements with 10 lighting cells, in die-cast aluminium and independently adjustable, can be used to direct the emission with a tilting adjustability of +/- 20°. Metallised thermoplastic high definition optics, integrated in a rear position in the black anti-glare screen; the structure of the optical system prevents a pinpoint effect, allowing precise, circular light distribution and controlled glare emission. Supplied with DALI dimmable power supply connected to the luminaire.

**Installation**

recessed with mechanical blocking system for false ceilings from 1 to 25 mm; can be installed on ceilings and walls (vertical + horizontal)

**Colour**

White (01) | Black / Black (43) | Black / White (47) | White/Gold (41)\* | Grey / Black (74)\* | White / burnished chrome (E7)\*

**Weight (Kg)**

1.43

\* Colours on request

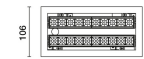
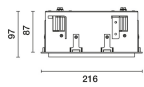
**Mounting**

wall recessed|ceiling recessed

**Wiring**

on power supply box: screw connections.

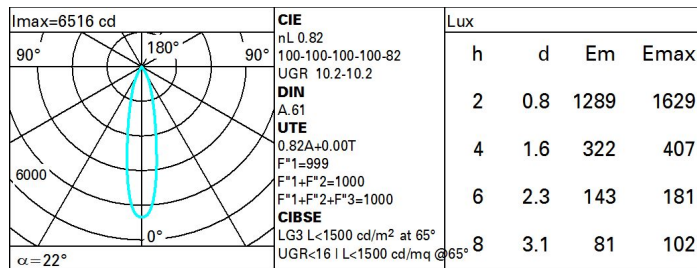
Complies with EN60598-1 and pertinent regulations



**Technical data**

lm system:	3018	CRI (minimum):	90
W system:	31.8	Colour temperature [K]:	4000
lm source:	1840	MacAdam Step:	3
W source:	14	Life Time LED 1:	> 50,000h - L90 - B10 (Ta 25°C)
Luminous efficiency (lm/W, real value):	94.9	Lamp code:	LED
lm in emergency mode:	-	Number of lamps for optical assembly:	1
Total light flux at or above an angle of 90° [Lm]:	0	ZVEI Code:	LED
Light Output Ratio (L.O.R.) [%]:	82	Number of optical assemblies:	2
Beam angle [°]:	22°	Control:	DALI-2

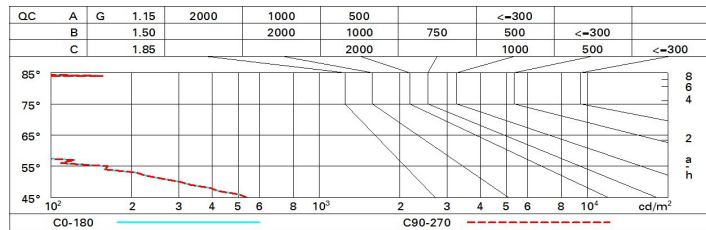
**Polar**



Utilisation factors

R	77	75	73	71	55	53	33	00	DRR
K0.8	74	70	68	66	70	67	67	64	78
1.0	77	74	72	70	73	71	71	68	83
1.5	81	79	77	75	78	76	75	73	89
2.0	84	82	80	79	81	79	78	76	93
2.5	85	84	83	82	83	82	81	79	96
3.0	86	85	84	84	84	83	82	80	98
4.0	87	86	86	85	85	85	83	81	99
5.0	88	87	87	87	86	85	84	82	100

Luminance curve limit



UGR diagram

Corrected UGR values (at 1840 lm bare lamp luminous flux)											
Reflect.:		viewed crosswise					viewed endwise				
ceiling/cav		0.70	0.70	0.50	0.50	0.30	0.70	0.70	0.50	0.50	0.30
walls		0.50	0.30	0.50	0.30	0.30	0.50	0.30	0.50	0.30	0.30
work pl.		0.20	0.20	0.20	0.20	0.20	0.20	0.20	0.20	0.20	0.20
Room dim		viewed crosswise					viewed endwise				
x	y										
2H	2H	11.2	13.2	11.5	13.0	13.9	11.2	13.2	11.5	13.0	13.9
	3H	11.0	12.6	11.4	12.9	13.3	11.0	12.6	11.4	12.9	13.3
	4H	11.0	12.3	11.3	12.6	13.0	11.0	12.3	11.3	12.6	13.0
	6H	10.9	12.0	11.3	12.4	12.7	10.9	12.0	11.3	12.4	12.7
	8H	10.8	12.0	11.2	12.3	12.7	10.8	12.0	11.2	12.3	12.7
12H	10.8	11.9	11.2	12.3	12.6	10.8	11.9	11.2	12.3	12.6	
4H	2H	11.0	12.3	11.3	12.6	13.0	11.0	12.3	11.3	12.6	13.0
	3H	10.8	11.9	11.2	12.3	12.6	10.8	11.9	11.2	12.3	12.6
	4H	10.7	11.7	11.1	12.1	12.5	10.7	11.7	11.1	12.1	12.5
	6H	10.4	12.0	10.8	12.4	12.9	10.4	12.0	10.8	12.4	12.9
	8H	10.2	12.0	10.7	12.5	13.0	10.2	12.0	10.7	12.5	13.0
12H	10.1	12.0	10.6	12.5	13.0	10.1	12.0	10.6	12.5	13.0	
8H	4H	10.2	12.0	10.7	12.5	13.0	10.2	12.0	10.7	12.5	13.0
	6H	10.1	11.8	10.6	12.3	12.9	10.1	11.8	10.6	12.3	12.9
	8H	10.1	11.6	10.6	12.1	12.7	10.1	11.6	10.6	12.1	12.7
	12H	10.2	11.2	10.8	11.7	12.2	10.2	11.2	10.8	11.7	12.2
12H	4H	10.1	12.0	10.6	12.5	13.0	10.1	12.0	10.6	12.5	13.0
	6H	10.1	11.6	10.6	12.1	12.7	10.1	11.6	10.6	12.1	12.7
	8H	10.2	11.2	10.8	11.7	12.2	10.2	11.2	10.8	11.7	12.2
Variations with the observer position at spacing:											
S =	1.0H	6.8 / -28.7					6.8 / -28.7				
	1.5H	9.6 / -30.9					9.6 / -30.9				
	2.0H	11.6 / -33.1					11.6 / -33.1				