

## Laser Blade


Design iGuzzini

iGuzzini

Last information update: June 2025

### Product configuration: QK90

QK90: Minimal 1 cell - Flood - LED



#### Product code

QK90: Minimal 1 cell - Flood - LED

#### Technical description

Square miniaturised recessed luminaire for a single LED lamp - fixed optic. Die-cast aluminium body, minimal version (frameless) installed flush with ceiling. For recessed installation in a false ceiling a specific adapter is required that is available with a separate item code. Metallised, thermoplastic, high definition OptiBeam reflector, integrated in a set-back position in the anti-glare screen. Connecting cable supplied. Ballast not included, available with separate code. High colour rendering LED.

#### Installation

The recess body is inserted in the specific adapter installed previously by means of a steel wire spring - check the thickness of the false ceiling and use a compatible frame available with a separate item code.

#### Colour

White (01) | Black (04)

#### Weight (Kg)

0.05

#### Mounting

wall recessed|ceiling recessed|ceiling surface

#### Wiring

Constant current ballasts to be ordered separately: ON-OFF - code no. MXF9; DALI dimmable - code no. BZM4 - check the instruction sheet for the operating current setting and the compatible length and cross sections of the cables to be used.

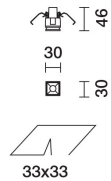
Complies with EN60598-1 and pertinent regulations



IP20

IP23

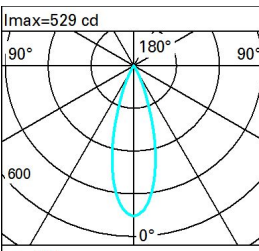
On the visible part of the product once installed



#### Technical data

Im system:	157	CRI (typical):	97
W system:	2.1	Colour temperature [K]:	3000
Im source:	190	MacAdam Step:	3
W source:	2.1	Life Time LED 1:	50,000h - L90 - B10 (Ta 25°C)
Luminous efficiency (Im/W, real value):	75	Lamp code:	LED
Im in emergency mode:	-	Number of lamps for optical assembly:	1
Total light flux at or above an angle of 90° [Lm]:	0	ZVEI Code:	LED
Light Output Ratio (L.O.R.) [%]:	83	Number of optical assemblies:	1
Beam angle [°]:	32°	LED current [mA]:	700
CRI (minimum):	95		

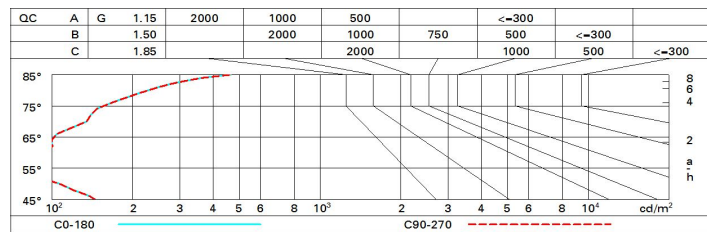
#### Polar

Imax=529 cd		<b>CIE</b> nL 0.83 100-100-100-100-83 UGR <10-10 <b>DIN</b> A.61 <b>UTE</b> 0.83A+0.00T F*1=999 F*1+F*2=999 F*1+F*2+F*3=1000 <b>CIBSE</b> LG3 L<1500 cd/m² at 65° UGR<10   L<1500 cd/mq @65°	Lux			
			h	d	Em	Emax
			1	0.6	411	529
			2	1.1	103	132
			3	1.7	46	59
α=32°		4	2.3	26	33	

# Utilisation factors

R	77	75	73	71	55	53	33	00	DRR
K0.8	75	71	68	66	70	68	68	65	78
1.0	78	75	72	70	74	72	71	69	83
1.5	82	79	77	76	78	77	76	73	89
2.0	84	83	81	80	81	80	79	77	93
2.5	86	85	84	83	83	82	82	79	96
3.0	87	86	85	85	85	84	83	81	98
4.0	88	87	87	86	86	86	84	82	99
5.0	89	88	88	87	87	86	85	83	100

# Luminance curve limit



# UGR diagram

Corrected UGR values (at 190 lm bare lamp luminous flux)											
Reflect.: ceiling/cav walls work pl. Room dim x y		viewed crosswise					viewed endwise				
		0.70	0.70	0.50	0.50	0.30	0.70	0.70	0.50	0.50	0.30
		0.50	0.30	0.50	0.30	0.30	0.50	0.30	0.50	0.30	0.30
		0.20	0.20	0.20	0.20	0.20	0.20	0.20	0.20	0.20	0.20
2H	2H	-2.9	-2.4	-2.6	-2.1	-1.9	-2.9	-2.4	-2.6	-2.1	-1.9
	3H	-2.9	-2.5	-2.6	-2.2	-1.9	-3.0	-2.5	-2.7	-2.3	-2.0
	4H	-3.0	-2.5	-2.6	-2.2	-1.9	-3.1	-2.6	-2.7	-2.3	-2.0
	6H	-2.9	-2.5	-2.6	-2.2	-1.9	-3.1	-2.7	-2.8	-2.4	-2.1
	8H	-2.9	-2.5	-2.5	-2.2	-1.8	-3.2	-2.8	-2.8	-2.4	-2.1
	12H	-2.8	-2.4	-2.4	-2.1	-1.7	-3.2	-2.8	-2.8	-2.5	-2.1
4H	2H	-3.1	-2.6	-2.7	-2.3	-2.0	-3.0	-2.5	-2.6	-2.2	-1.9
	3H	-3.1	-2.7	-2.7	-2.4	-2.1	-3.1	-2.7	-2.7	-2.4	-2.0
	4H	-3.1	-2.8	-2.7	-2.4	-2.0	-3.1	-2.8	-2.7	-2.4	-2.0
	6H	-3.0	-2.7	-2.6	-2.3	-1.9	-3.2	-2.9	-2.7	-2.5	-2.1
	8H	-2.9	-2.6	-2.5	-2.2	-1.8	-3.2	-2.9	-2.7	-2.5	-2.1
	12H	-2.7	-2.5	-2.2	-2.0	-1.6	-3.2	-3.0	-2.8	-2.5	-2.1
8H	4H	-3.2	-2.9	-2.7	-2.5	-2.1	-2.9	-2.6	-2.5	-2.2	-1.8
	6H	-3.0	-2.8	-2.5	-2.3	-1.9	-2.8	-2.6	-2.4	-2.2	-1.7
	8H	-2.8	-2.6	-2.3	-2.1	-1.7	-2.8	-2.6	-2.3	-2.1	-1.7
	12H	-2.4	-2.3	-1.9	-1.8	-1.3	-2.7	-2.6	-2.2	-2.1	-1.6
12H	4H	-3.2	-3.0	-2.8	-2.5	-2.1	-2.7	-2.5	-2.2	-2.0	-1.6
	6H	-3.0	-2.8	-2.5	-2.3	-1.8	-2.6	-2.4	-2.1	-1.9	-1.4
	8H	-2.7	-2.6	-2.2	-2.1	-1.6	-2.4	-2.3	-1.9	-1.8	-1.3
Variations with the observer position at spacing:											
S =	1.0H	5.6 / -3.8					5.6 / -3.8				
	1.5H	8.3 / -4.0					8.3 / -4.0				
	2.0H	10.3 / -4.1					10.3 / -4.1				