


Last information update: October 2024

Product configuration: Q877

Q877: Ceiling-mounted LB XS single HC - Flood beam - remote driver



Product code

Q877: Ceiling-mounted LB XS single HC - Flood beam - remote driver

Technical description

Ceiling-mounted miniaturised luminaire with LED lamp. Despite the ultracompact size of the product, the patented technology of the optic system guarantees an efficient flow and a high level of visual comfort. Metallised thermoplastic high definition Opti-Beam reflector. Extruded aluminium body - die-cast zamak technical dissipation unit - shaped steel fixing plate. Ballast not included, available with separate code.

Installation

Ceiling-mounted with surface fixing plate (screws and screw anchors not included) - external locking system.

Colour

White (01) | Black / Black (43) | Black / White (47) | White/Gold (41)* | Black/gold (44)* | White / burnished chrome (E7)* | Black/burnished chrome (F1)*

Weight (Kg)

0.06

* Colours on request

Mounting

ceiling surface

Wiring

Cables supplied with quick-coupling terminals for connecting to power supply line.

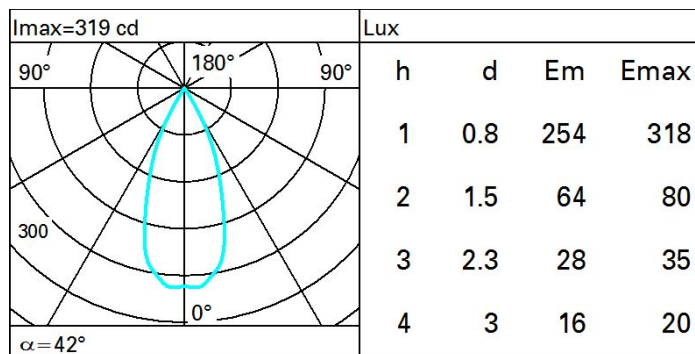
Complies with EN60598-1 and pertinent regulations



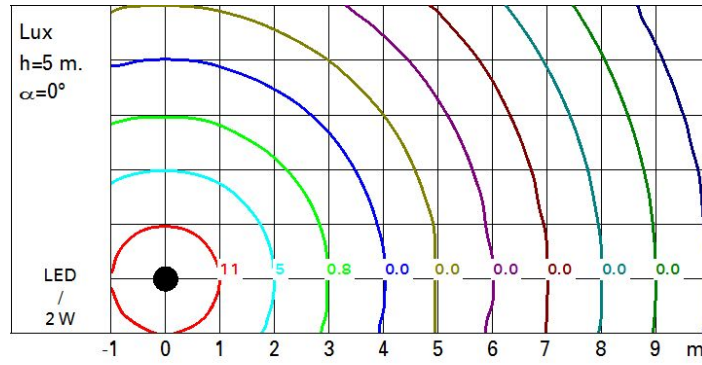
Technical data

Im system:	152	CRI (minimum):	90
W system:	2	Colour temperature [K]:	2700
Im source:	190	MacAdam Step:	2
W source:	2	Life Time LED 1:	> 50,000h - L80 - B10 (Ta 25°C)
Luminous efficiency (lm/W, real value):	76	Lamp code:	LED
Im in emergency mode:	-	Number of lamps for optical assembly:	1
Total light flux at or above an angle of 90° [Lm]:	0	ZVEI Code:	LED
Light Output Ratio (L.O.R.) [%]:	80	Number of optical assemblies:	1
Beam angle [°]:	42°	LED current [mA]:	700

Polar



Isolux



UGR diagram

Corrected UGR values (at 190 lm bare lamp luminous flux)											
Reflect.:		0.70	0.70	0.50	0.50	0.30	0.70	0.70	0.50	0.50	0.30
ceiling/cav											
walls											
work pl.											
Room dim		viewed crosswise					viewed endwise				
x	y										
2H	2H	8.2	8.8	8.5	9.0	9.2	8.2	8.8	8.5	9.0	9.2
	3H	8.1	8.6	8.4	8.8	9.1	8.1	8.6	8.4	8.8	9.1
	4H	8.0	8.5	8.3	8.8	9.1	8.0	8.5	8.3	8.8	9.1
	6H	7.9	8.4	8.3	8.7	9.0	7.9	8.4	8.3	8.7	9.0
	8H	7.9	8.3	8.3	8.7	9.0	7.9	8.3	8.2	8.6	9.0
	12H	7.9	8.3	8.3	8.7	9.0	7.8	8.2	8.2	8.6	8.9
4H	2H	8.0	8.5	8.3	8.8	9.1	8.0	8.5	8.3	8.8	9.1
	3H	7.8	8.3	8.2	8.6	8.9	7.9	8.3	8.2	8.6	9.0
	4H	7.8	8.1	8.2	8.5	8.9	7.8	8.1	8.2	8.5	8.9
	6H	7.7	8.0	8.1	8.4	8.8	7.7	8.0	8.1	8.4	8.8
	8H	7.7	8.0	8.1	8.4	8.8	7.6	7.9	8.1	8.3	8.8
	12H	7.7	8.0	8.1	8.4	8.8	7.6	7.9	8.1	8.3	8.7
8H	4H	7.6	7.9	8.1	8.3	8.8	7.7	8.0	8.1	8.4	8.8
	6H	7.6	7.8	8.1	8.3	8.8	7.6	7.9	8.1	8.3	8.8
	8H	7.6	7.8	8.1	8.3	8.8	7.6	7.8	8.1	8.3	8.8
	12H	7.6	7.8	8.1	8.3	8.8	7.6	7.7	8.1	8.2	8.7
12H	4H	7.6	7.9	8.1	8.3	8.7	7.7	8.0	8.1	8.4	8.8
	6H	7.6	7.8	8.0	8.2	8.7	7.6	7.8	8.1	8.3	8.8
	8H	7.6	7.7	8.1	8.2	8.7	7.6	7.8	8.1	8.3	8.8
Variations with the observer position at spacing:											
S =	1.0H	0.7 / -8.9				0.7 / -8.9					
	1.5H	9.5 / -9.1				9.5 / -9.1					
	2.0H	11.5 / -9.3				11.5 / -9.3					