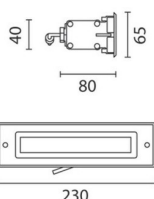


Last information update: October 2023

**Product configuration: BB57+B985.04**

BB57: small body for floor-white washer effect

B985.04: Aluminium casing + end cap - L=230 - Black

**Product code**BB57: small body for floor-white washer effect **Attention! Code no longer in production****Technical description**

Luminaire designed to use white LEDs for floor washing/signalling purposes that can be recessed, wall-mounted, applied to the floor or into a garden. It is made up of main body, closing glass, frame and outer casing (upon request). The small linear body is made of extruded aluminium with diecast-aluminium end caps painted black. The AISI 304-stainless-steel frame is 2.5 mm thick. It has two AISI 304-stainless-steel captive screws (used to anchor the body to the outer casing) and welded stud bolts. The outer casing used for installation must be ordered separately from the optical assembly. It is made of extruded aluminium and stainless steel (wall or floor application). The optical assembly is closed at the top by a transparent hardened sodium-lime glass fixed to the body by means of silicone. The body is fixed to the frame/glass unit by means of turned elements in stainless steel AISI 304. A stainless-steel cable clamp PG11 is used on the wiring system. The product comes complete with power supply cable L = 300 mm type H05RN-F 2x1 mm<sup>2</sup>. The power supply cable includes an anti-transpiration device. The unit made up of frame, glass, optical assembly and outer casing ensures resistance to 1000-kg static load in compliance with Standard EN60598-2-13. The LEDs are controlled by means of Effect Equalizer. Maximum glass surface temperature is lower than 40°C. All external screws are made of stainless steel AISI 304.

**Installation**

Recessed application by means of an outer casing for embedding (to be ordered separately). The outer casing is available in the 100-mm painted cast-aluminium version complete with end cap (application to the wall or into the ground) or in the 150-mm plastic version (garden installation).

**Colour**

Steel (13)

**Mounting**

wall recessed|ground recessed

**Wiring**

The fitting may have the following ballasts: traditional, for DIN bar (1-10W, 20-30W, 60-120W), water-tight resin-coated. The product comes complete with an outgoing power-supply cord (L = 300 mm) H05RNF 2x1 mm<sup>2</sup> type and an electronic plate with LED 24V DC.

**Notes**

Fitting complete with lamp. Cool white (6700K), Green and amber colours available upon request.

Complies with EN60598-1 and pertinent regulations

**Accessory code**B985.04: Aluminium casing + end cap - L=230 - Black **Attention! Code no longer in production****Technical description**

Aluminium casing for wall and ground installation + end cap for B349-B350-B352-B354-B355-B359-B360-B364

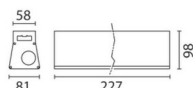
**Colour**

Black (04)

**Weight (Kg)**

0.7

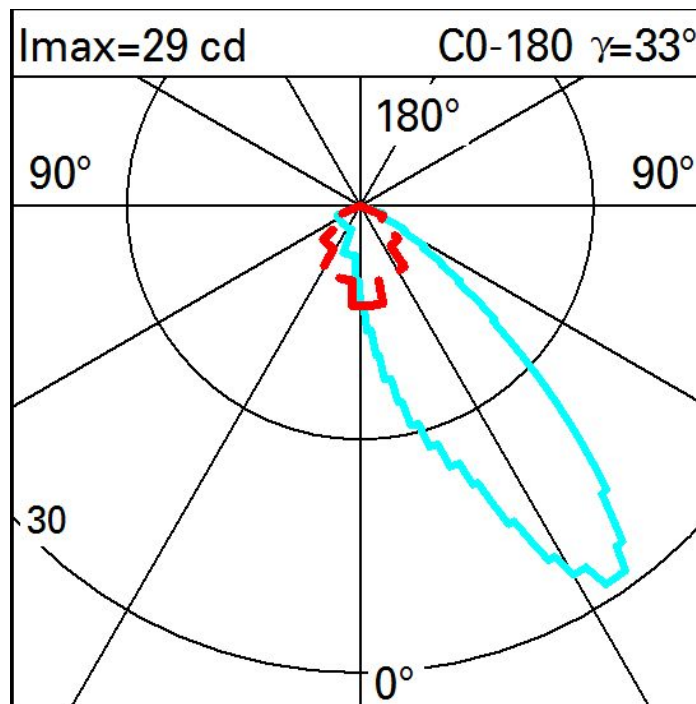
Complies with EN60598-1 and pertinent regulations



# Technical data

Im system:	23	Colour temperature [K]:	4000
W system:	2.7	MacAdam Step:	3
Im source:	190	Life Time LED 1:	66,000h - L80 - B10 (Ta 25°C)
W source:	2	Ballast losses [W]:	0.7
Luminous efficiency (Im/W, real value):	8.6	Lamp code:	LED
Im in emergency mode:	-	Number of lamps for optical assembly:	1
Total light flux at or above an angle of 90° [Lm]:	0	ZVEI Code:	LED
Light Output Ratio (L.O.R.) [%]:	12	Number of optical assemblies:	1
CRI:	80	Intervall temperatura ambiente:	from -20°C to +35°C.

# Polar



# Illuminances

