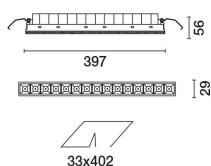



Last information update: February 2025

Product configuration: VFZ9.24

VFZ9.24: Minimal 15 cells - WideFlood - Tunable Warm LED - Clear transparent

**Product code**

VFZ9.24: Minimal 15 cells - WideFlood - Tunable Warm LED - Clear transparent

Technical description

Rectangular 15 optic element recessed miniaturised luminaire. LED lamps with different colour temperatures and warm tones that allow them to be modulated. This interaction is achieved by mixing the emission of 15 x 2000K high CRI LEDs and 15 x 3500K high CRI LEDs. Every optic element includes a pair of LEDs that when rotated by 72°, allow a perfect mixture of emissions to be created at ground level, even between products of different sizes. Main body with die-cast aluminium radiant surface; frameless version for mounting flush with ceiling. For recessed installation in a false ceiling a specific adapter is required that is available with a separate item code. Metallised thermoplastic high definition - wideflood beam - optics are integrated in a set-back position in the black anti-glare screen. The structure of the optical system prevents a pinpoint effect, allowing precise, circular light distribution and emission with controlled glare. Supplied with an integrated power supply system that, without using additional components, allows the colour temperature to be changed by simply pressing a single button. A programmable setup with an intuitive, easy-to-use touch screen can be obtained using the X479 code with the M630 power supply unit. Other configurable check systems are available, too, including app-operated ones for remote devices.

Installation

The recess body is inserted in the specific adapter installed previously by means of a steel wire spring - check the thickness of the false ceiling and use a compatible frame available with a separate item code.

Colour

Clear transparent (24)

Weight (Kg)

0.85

Mounting

wall recessed|ceiling recessed

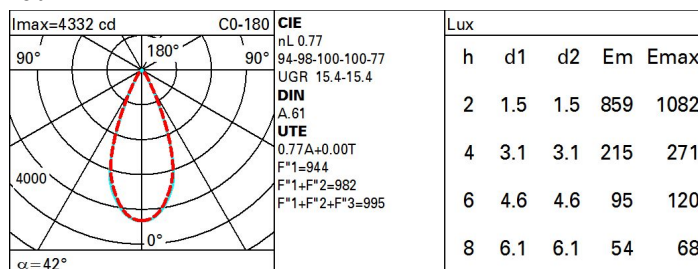
Wiring

Control gear units included. Different management systems are available with a separate code. For technical details, properties and connection procedures see the instruction sheet.

Complies with EN60598-1 and pertinent regulations

**Technical data**

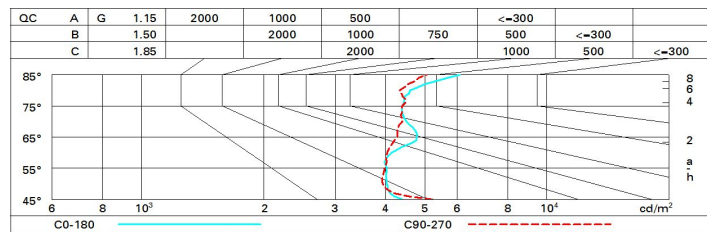
Im system:	2272	MacAdam Step:	3
W system:	33.4	Life Time LED 1:	> 50,000h - L90 - B10 (Ta 25°C)
Im source:	2950	Lamp code:	LED
W source:	28	Number of lamps for optical assembly:	1
Luminous efficiency (lm/W, real value):	68	ZVEI Code:	LED
Im in emergency mode:	-	Number of optical assemblies:	1
Total light flux at or above an angle of 90° [Lm]:	0	Power factor:	See installation instructions
Light Output Ratio (L.O.R.) [%]:	77	Inrush current:	29 A / 153 µs
Beam angle [°]:	42°	Maximum number of luminaires of this type per miniature circuit breaker:	B10A: 32 luminaires B16A: 51 luminaires C10A: 53 luminaires C16A: 86 luminaires
CRI (minimum):	90	Minimum dimming %:	1
CRI (typical):	92	Overvoltage protection:	2kV Common mode & 1kV Differential mode
Colour temperature [K]:	Tunable warm	Control:	DALI-2

Polar

Utilisation factors

R	77	75	73	71	55	53	33	00	DRR
K0.8	68	64	61	59	63	60	60	57	74
1.0	71	67	65	63	66	64	64	61	79
1.5	75	72	70	68	71	69	69	66	86
2.0	77	75	74	72	74	73	72	70	90
2.5	79	77	76	75	76	75	74	72	94
3.0	80	79	78	77	78	77	76	74	96
4.0	81	80	80	79	79	78	77	75	98
5.0	82	81	81	80	80	79	78	76	99

Luminance curve limit



UGR diagram

Corrected UGR values (at 2950 lm bare lamp luminous flux)											
Reflect.: ceiling/cav walls work pl. Room dim x y		viewed crosswise					viewed endwise				
		0.70	0.70	0.50	0.50	0.30	0.70	0.70	0.50	0.50	0.30
		0.50	0.30	0.50	0.30	0.30	0.50	0.30	0.50	0.30	0.30
		0.20	0.20	0.20	0.20	0.20	0.20	0.20	0.20	0.20	0.20
2H	2H	13.4	14.0	13.7	14.2	14.4	14.2	14.8	14.5	15.0	15.2
	3H	14.0	14.5	14.3	14.8	15.0	14.2	14.7	14.5	15.0	15.3
	4H	14.3	14.7	14.6	15.0	15.3	14.2	14.7	14.6	15.0	15.3
	6H	14.6	15.0	14.9	15.3	15.6	14.2	14.6	14.6	15.0	15.3
	8H	14.7	15.1	15.1	15.5	15.8	14.2	14.6	14.6	14.9	15.3
	12H	14.9	15.3	15.2	15.6	16.0	14.2	14.6	14.5	14.9	15.3
4H	2H	13.5	14.0	13.8	14.3	14.6	14.9	15.4	15.2	15.7	16.0
	3H	14.3	14.7	14.6	15.0	15.4	15.2	15.6	15.5	15.9	16.3
	4H	14.7	15.1	15.1	15.4	15.8	15.3	15.7	15.7	16.0	16.4
	6H	15.2	15.5	15.6	15.9	16.3	15.4	15.7	15.8	16.1	16.5
	8H	15.4	15.7	15.8	16.1	16.5	15.4	15.7	15.8	16.1	16.5
	12H	15.6	15.9	16.1	16.3	16.8	15.4	15.6	15.8	16.1	16.5
8H	4H	14.8	15.1	15.3	15.5	16.0	15.8	16.1	16.2	16.5	16.9
	6H	15.5	15.7	15.9	16.2	16.6	16.0	16.3	16.5	16.7	17.2
	8H	15.8	16.0	16.3	16.5	17.0	16.1	16.3	16.6	16.8	17.3
	12H	16.2	16.4	16.7	16.9	17.4	16.2	16.3	16.7	16.8	17.3
12H	4H	14.8	15.1	15.3	15.5	16.0	15.9	16.2	16.4	16.6	17.1
	6H	15.5	15.7	16.0	16.2	16.7	16.2	16.4	16.7	16.9	17.4
	8H	15.9	16.1	16.4	16.6	17.1	16.3	16.5	16.8	17.0	17.5
Variations with the observer position at spacing:											
S =	1.0H	1.5 / -1.1					1.6 / -1.5				
	1.5H	3.0 / -1.3					3.3 / -1.7				
	2.0H	4.4 / -1.3					4.9 / -1.9				