


Last information update: March 2025

Product configuration: RZ76.M6

RZ76.M6: Module for Superrail 48V track - DALI - Warm White - UGR<19 - L=1372 - - 11W 1428lm - 3000K - CRI 90 - White/Black Transparent

**Product code**

RZ76.M6: Module for Superrail 48V track - DALI - Warm White - UGR<19 - L=1372 - - 11W 1428lm - 3000K - CRI 90 - White/Black Transparent

Technical description

Linear lighting product with Warm White CRI90 monochrome LED complete with adapter for installation on a Superrail 48V track. UGR<19 luminaire with controlled luminance ($L \leq 3000 \text{ cd/m}^2$) ideal for environments with video screen use. Opti-Diamond Space optic available in a White Cover (Transparent white) or Black Cover (Transparent black) version. The adapter made of a thermoplastic material includes the DC/DC driver circuit with a DALI dimmable function. Integrated «power line» technology allows each light module on the track to be adjusted separately. Frameless version main body made of extruded aluminium. A rapid tool-free system for connecting the adapter electrically and mechanically to the track.

Installation

Mechanical fastening with adapter on a Superrail 48V track

Colour

White/Black Transparent (M6)

Weight (Kg)

0.75

Mounting

Low voltage track

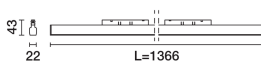
Wiring

Integrated DC/DC LED driver in adapter - direct connection on 48V track. Track power supply unit to be ordered separately.

Complies with EN60598-1 and pertinent regulations



IP20

**Technical data**

Im system:	1294	MacAdam Step:	3
W system:	9.5	Lamp code:	LED
Im source:	1680	Number of lamps for optical assembly:	1
W source:	9.5	ZVEI Code:	LED
Luminous efficiency (Im/W, real value):	136.2	Number of optical assemblies:	1
Im in emergency mode:	-	LED current [mA]:	39
Total light flux at or above an angle of 90° [Lm]:	25	Power factor:	See installation instructions
Light Output Ratio (L.O.R.) [%]:	77	Minimum dimming %:	5
CRI (minimum):	90	Overvoltage protection:	2kV Common mode & 1kV Differential mode
Colour temperature [K]:	3000	Control:	DALI

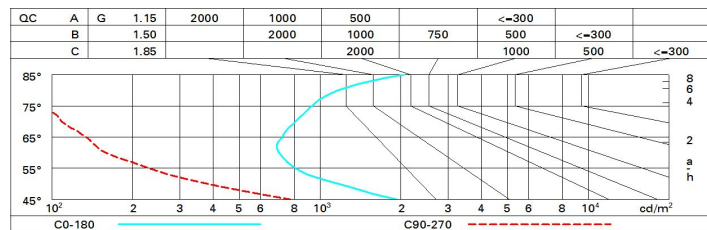
Polar

	Imax=1363 cd C75-255 CIE nL 0.77 94-99-99-98-77 UGR 11.3<10 DIN A.61 UTE 0.76A+0.01T F*1=940 F*1+F*2=985 F*1+F*2+F*3=994 CIBSE LG3 L<3000 cd/m ² at 65° UGR<16 L<3000 cd/mq @65°				
	h	d1	d2	Em	Emax
	1	1.1	1.2	1046	1329
	2	2.3	2.3	261	332
	3	3.4	3.5	116	148
	4	4.6	4.6	65	83

Utilisation factors

R	77	75	73	71	55	53	33	00	DRR
K0.8	67	63	60	58	62	59	59	56	74
1.0	70	66	64	62	65	63	63	60	79
1.5	74	71	69	67	70	68	67	65	86
2.0	77	75	73	72	73	72	71	68	90
2.5	78	77	75	74	75	74	73	71	93
3.0	80	78	77	76	77	76	75	72	96
4.0	81	80	79	78	78	77	76	74	97
5.0	81	80	80	79	79	78	77	74	99

Luminance curve limit



UGR diagram

Corrected UGR values (at 1680 lm bare lamp luminous flux)											
Reflect.: ceiling/cav walls work pl. Room dim x y		0.70	0.70	0.50	0.50	0.30	0.70	0.70	0.50	0.50	0.30
		0.50	0.30	0.50	0.30	0.30	0.50	0.30	0.50	0.30	0.30
		0.20	0.20	0.20	0.20	0.20	0.20	0.20	0.20	0.20	0.20
		viewed crosswise					viewed endwise				
2H	2H	11.5	12.1	11.8	12.4	12.7	9.8	10.5	10.1	10.7	11.0
	3H	11.4	12.0	11.7	12.3	12.6	9.7	10.3	10.0	10.6	10.9
	4H	11.4	12.0	11.8	12.3	12.6	9.6	10.2	9.9	10.5	10.8
	6H	11.4	12.0	11.8	12.3	12.7	9.5	10.0	9.9	10.4	10.7
	8H	11.5	12.0	11.9	12.4	12.7	9.5	10.0	9.9	10.3	10.7
	12H	11.6	12.1	12.0	12.5	12.9	9.4	9.9	9.8	10.3	10.7
4H	2H	11.2	11.8	11.6	12.1	12.5	9.6	10.2	10.0	10.5	10.9
	3H	11.2	11.7	11.6	12.0	12.4	9.5	10.0	9.9	10.3	10.7
	4H	11.2	11.6	11.6	12.0	12.4	9.4	9.8	9.8	10.2	10.7
	6H	11.3	11.6	11.7	12.1	12.5	9.3	9.7	9.8	10.1	10.6
	8H	11.3	11.7	11.8	12.1	12.6	9.3	9.6	9.8	10.1	10.6
	12H	11.5	11.8	12.0	12.3	12.8	9.3	9.6	9.7	10.0	10.5
8H	4H	11.1	11.4	11.5	11.9	12.3	9.3	9.6	9.8	10.1	10.6
	6H	11.2	11.4	11.7	11.9	12.4	9.2	9.5	9.7	10.0	10.5
	8H	11.3	11.5	11.8	12.0	12.5	9.2	9.4	9.7	9.9	10.5
	12H	11.5	11.7	12.0	12.2	12.8	9.2	9.4	9.7	9.9	10.5
12H	4H	11.0	11.3	11.5	11.8	12.3	9.3	9.6	9.8	10.0	10.5
	6H	11.1	11.4	11.6	11.9	12.4	9.2	9.4	9.7	9.9	10.5
	8H	11.2	11.4	11.8	12.0	12.5	9.2	9.4	9.7	9.9	10.5
Variations with the observer position at spacing:											
S =	1.0H	4.5 / -5.1					4.6 / -8.4				
	1.5H	7.2 / -5.5					7.4 / -9.1				
	2.0H	9.1 / -6.0					9.3 / -9.4				