

Last information update: April 2025

Product configuration: RT78.S1

RT78.S1: Luminaire L=880 - Warm White - CASAMBI - Very Wide Flood (Down) optic - UGR<19 - 37W 4959lm - 3000K - CRI 90 - White/White/White Transparent

**Product code**

RT78.S1: Luminaire L=880 - Warm White - CASAMBI - Very Wide Flood (Down) optic - UGR<19 - 37W 4959lm - 3000K - CRI 90 - White/White/White Transparent

Technical description

Luminaire made of painted extruded aluminium, frame and caps made of injection-moulded thermoplastic. Very Wide Flood optic (80°) in a Space Opti-Diamond (PMMA) version with a rear cover available in a White (Transparent White) or Black (Transparent Black) version. 3000K CRI90 direct emission monochrome LED lamp (Mid-Power). Version with UGR < 19 controlled luminance - in compliance with the standard for use in environments with video monitors ($L \leq 3000 \text{ cd/m}^2$). Luminaire complete with power supply with CASAMBI Bluetooth technology, frequency 2.4 GHz. The luminaire can be controlled with the Casambi system app and components that enable on-off, dimming and scene recall functions. The app is available on the Apple Store and Google Play Store. It can be integrated in the system's mesh network that allows multiple luminaires to be controlled. Integrated Beacon that can be activated via an app (iBeacon) that enables smart functions for third party applications and the Jiminy Push Notification app.

Installation

For an electrified track

Colour

White/White/White Transparent (S1)

Weight (Kg)

2.73

Mounting

dali track|three circuit track

Notes

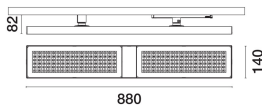
Max Luminaire-Luminaire distance 8 m.

The maximum distance is affected by physical obstacles, like walls, metal panels and the layout of the system.

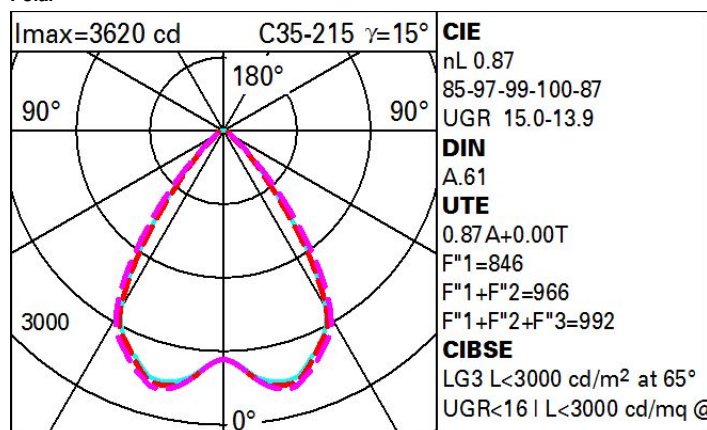
Complies with EN60598-1 and pertinent regulations



IP20

**Technical data**

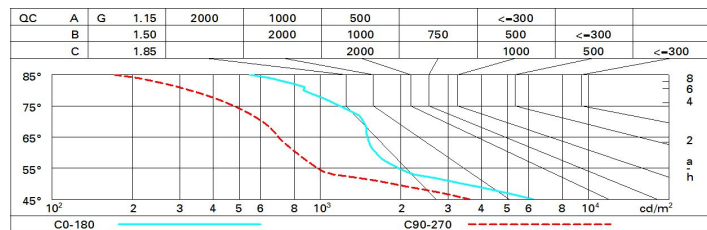
Im system:	4959	MacAdam Step:	3
W system:	33	Lamp code:	LED
Im source:	5700	Number of lamps for optical assembly:	1
W source:	33	ZVEI Code:	LED
Luminous efficiency (Im/W, real value):	150.3	Number of optical assemblies:	1
Im in emergency mode:	-	Power factor:	See installation instructions
Total light flux at or above an angle of 90° [Lm]:	0	Inrush current:	5 A / 50 μs
Light Output Ratio (L.O.R.) [%]:	87	Maximum number of luminaires of this type per miniature circuit breaker:	B10A: 31 luminaires B16A: 50 luminaires C10A: 52 luminaires C16A: 85 luminaires
CRI (minimum):	90	Overvoltage protection:	4kV Common mode & 2kV Differential mode
Colour temperature [K]:	3000	Control:	Casambi

Polar

Utilisation factors

R	77	75	73	71	55	53	33	00	DRR
K0.8	72	67	63	60	66	62	62	58	67
1.0	77	72	68	65	71	67	67	63	73
1.5	82	79	75	73	77	75	74	70	81
2.0	86	83	80	78	82	79	78	75	87
2.5	88	85	84	82	84	82	81	78	90
3.0	89	87	86	84	86	85	83	81	93
4.0	91	89	88	87	88	87	85	83	95
5.0	91	90	89	88	89	88	86	84	96

Luminance curve limit



UGR diagram

Corrected UGR values (at 5700 lm bare lamp luminous flux)											
Riflect.: ceil/cav walls work pl. Room dim x y		0.70	0.70	0.50	0.50	0.30	0.70	0.70	0.50	0.50	0.30
		0.50	0.30	0.50	0.30	0.30	0.50	0.30	0.50	0.30	0.30
		0.20	0.20	0.20	0.20	0.20	0.20	0.20	0.20	0.20	0.20
		viewed crosswise					viewed endwise				
2H	2H	14.9	15.6	15.2	15.9	16.1	14.0	14.7	14.3	15.0	15.2
	3H	15.0	15.7	15.3	16.0	16.2	13.9	14.6	14.2	14.9	15.2
	4H	15.0	15.7	15.4	16.0	16.3	13.9	14.5	14.2	14.8	15.1
	6H	15.1	15.6	15.4	16.0	16.3	13.8	14.4	14.1	14.7	15.0
	8H	15.1	15.6	15.4	16.0	16.3	13.8	14.3	14.1	14.7	15.0
	12H	15.0	15.6	15.4	15.9	16.3	13.7	14.3	14.1	14.6	15.0
4H	2H	14.7	15.4	15.1	15.7	16.0	14.0	14.7	14.4	15.0	15.3
	3H	14.9	15.4	15.3	15.8	16.1	14.0	14.6	14.4	14.9	15.3
	4H	15.0	15.5	15.4	15.8	16.2	14.0	14.5	14.4	14.8	15.2
	6H	15.0	15.4	15.5	15.8	16.3	13.9	14.4	14.4	14.8	15.2
	8H	15.0	15.4	15.5	15.8	16.3	13.9	14.3	14.4	14.7	15.2
	12H	15.0	15.4	15.5	15.8	16.3	13.9	14.2	14.3	14.7	15.1
8H	4H	14.9	15.3	15.3	15.7	16.1	14.0	14.4	14.4	14.8	15.2
	6H	15.0	15.3	15.4	15.7	16.2	14.0	14.3	14.5	14.8	15.2
	8H	15.0	15.3	15.5	15.7	16.2	14.0	14.3	14.5	14.7	15.2
	12H	15.0	15.2	15.5	15.7	16.2	14.0	14.2	14.5	14.7	15.2
12H	4H	14.9	15.2	15.3	15.6	16.1	14.0	14.3	14.4	14.8	15.2
	6H	14.9	15.2	15.4	15.7	16.2	14.0	14.2	14.5	14.7	15.2
	8H	15.0	15.2	15.5	15.7	16.2	14.0	14.2	14.5	14.7	15.2
Variations with the observer position at spacing:											
S =	1.0H	2.7 / -3.8					3.0 / -4.4				
	1.5H	5.2 / -4.3					5.2 / -4.9				
	2.0H	7.1 / -4.9					7.1 / -5.2				