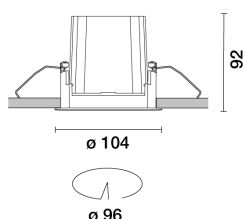


Last information update: April 2025

**Product configuration: RA34.41+MY46.24**

RA34.41: Adjustable (tilting) round recessed luminaire - LED - Wideflood - 17W 2020.2lm - 3000K - CRI 90 - White/Gold  
 MY46.24: "Soft Lens" filter - Clear transparent

**Product code**

RA34.41: Adjustable (tilting) round recessed luminaire - LED - Wideflood - 17W 2020.2lm - 3000K - CRI 90 - White/Gold

**Technical description**

Round recessed luminaire with contact frame. Adjustable version that tilts by a maximum of 30°. The main swivel body is made of die-cast aluminium with a radiant surface that guarantees optimum heat dissipation. Metallised, thermoplastic, high definition reflector - wideflood optic. Structure with die-cast aluminium external contact frame with a single white finish. Steel rotating parts. The ring inside the swivel body is made of thermoplastic available in a range of painted and metallised finishes. Safety glass included. Quick and easy tool free assembly. High color rendering index 3000K LED. Power unit available with a separate code no.

**Installation**

Recessed in a false ceiling by means of an anti-fall steel wire spring - minimum thickness of false ceiling: 1 mm - preparation hole Ø 96 mm.

**Colour**

White/Gold (41)\*

**Weight (Kg)**

0.38

\* Colours on request

**Mounting**

wall recessed|ceiling recessed

**Wiring**

Direct current ballasts are available with a separate code no.: ON-OFF / 1-10V dimmable / DALI dimmable / Trailing Edge dimmable - the recessed fitting includes a cable and a quick-coupling connector to connect it to the connector on the ballast.

**Notes**

To reduce the glare caused by the internal wall of the recess when the luminaire has been rotated, a black, snap on accessory ring is available. A wide range of decorative accessories and diffusers is also available.

Complies with EN60598-1 and pertinent regulations



IP20

IP23

On the visible part of the product once installed

**Accessory code**

MY46.24: "Soft Lens" filter - Clear transparent

**Technical description**

Soft Lens Filter

**Colour**

Clear transparent (24)

**Weight (Kg)**

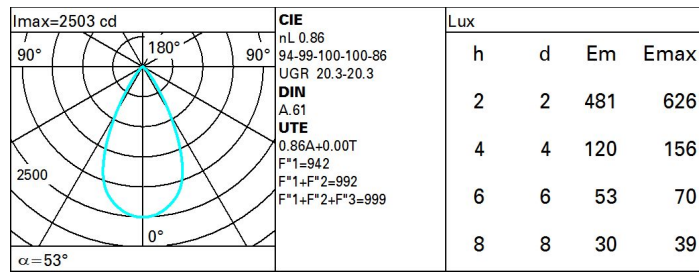
0.03

Complies with EN60598-1 and pertinent regulations

**Technical data**

lm system:	1909	CRI (minimum):	90
W system:	17	Colour temperature [K]:	3000
lm source:	2220	MacAdam Step:	2
W source:	17	Life Time LED 1:	> 50,000h - L90 - B10 (Ta 25°C)
Luminous efficiency (lm/W, real value):	112.3	Lamp code:	LED
lm in emergency mode:	-	Number of lamps for optical assembly:	1
Total light flux at or above an angle of 90° [Lm]:	0	ZVEI Code:	LED
Light Output Ratio (L.O.R.) [%]:	86	Number of optical assemblies:	1
Beam angle [°]:	54°	LED current [mA]:	500

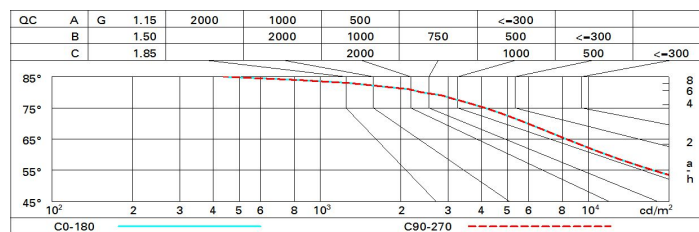
# Polar



# Utilisation factors

R	77	75	73	71	55	53	33	00	DRR
K0.8	75	71	68	65	70	67	67	64	74
1.0	79	75	72	70	74	72	71	68	79
1.5	84	81	78	76	80	78	77	74	86
2.0	87	84	83	81	83	82	81	78	91
2.5	88	87	85	84	85	84	83	81	94
3.0	90	88	87	86	87	86	85	83	96
4.0	91	90	89	88	88	88	86	84	98
5.0	91	91	90	90	89	89	87	85	99

# Luminance curve limit



# UGR diagram

Corrected UGR values (at 2220 lm bare lamp luminous flux)											
Reflect.: ceiling/cav walls work pl. Room dim x y		0.70	0.70	0.50	0.50	0.30	0.70	0.70	0.50	0.50	0.30
		0.50	0.30	0.50	0.30	0.30	0.50	0.30	0.50	0.30	0.30
		0.20	0.20	0.20	0.20	0.20	0.20	0.20	0.20	0.20	0.20
		viewed crosswise					viewed endwise				
2H	2H	20.7	21.3	21.0	21.6	21.8	20.7	21.3	21.0	21.6	21.8
	3H	20.6	21.2	20.9	21.5	21.7	20.6	21.2	20.9	21.4	21.7
	4H	20.6	21.1	20.9	21.4	21.7	20.5	21.1	20.9	21.4	21.7
	6H	20.5	21.0	20.8	21.3	21.6	20.5	21.0	20.8	21.3	21.6
	8H	20.4	20.9	20.8	21.3	21.6	20.4	20.9	20.8	21.2	21.6
	12H	20.4	20.9	20.8	21.2	21.6	20.4	20.8	20.8	21.2	21.5
4H	2H	20.5	21.1	20.9	21.4	21.7	20.6	21.1	20.9	21.4	21.7
	3H	20.5	20.9	20.8	21.3	21.6	20.5	20.9	20.8	21.3	21.6
	4H	20.4	20.8	20.8	21.2	21.6	20.4	20.8	20.8	21.2	21.6
	6H	20.3	20.7	20.8	21.1	21.5	20.3	20.7	20.8	21.1	21.5
	8H	20.3	20.6	20.7	21.0	21.5	20.3	20.6	20.7	21.0	21.5
	12H	20.2	20.5	20.7	21.0	21.4	20.2	20.5	20.7	21.0	21.4
8H	4H	20.3	20.6	20.7	21.0	21.5	20.3	20.6	20.7	21.0	21.5
	6H	20.2	20.5	20.7	20.9	21.4	20.2	20.5	20.7	20.9	21.4
	8H	20.2	20.4	20.7	20.9	21.4	20.2	20.4	20.7	20.9	21.4
	12H	20.1	20.3	20.6	20.8	21.3	20.1	20.3	20.6	20.8	21.3
12H	4H	20.2	20.5	20.7	21.0	21.4	20.2	20.5	20.7	21.0	21.4
	6H	20.2	20.4	20.6	20.9	21.4	20.2	20.4	20.6	20.9	21.4
	8H	20.1	20.3	20.6	20.8	21.3	20.1	20.3	20.6	20.8	21.3
Variations with the observer position at spacing:											
S =		1.0H	4.4 / -6.1		4.4 / -6.1						
		1.5H	7.0 / -8.2		7.0 / -8.2						
		2.0H	9.0 / -9.4		9.0 / -9.4						