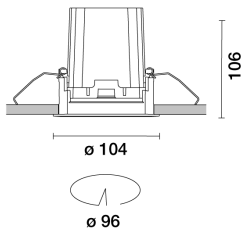


Last information update: April 2025

**Product configuration: RA25.01**

RA25.01: Fixed round recessed luminaire - LED - wideflood - Super Comfort - 17W 2138.5lm - 4000K - CRI 90 - White

**Product code**

RA25.01: Fixed round recessed luminaire - LED - wideflood - Super Comfort - 17W 2138.5lm - 4000K - CRI 90 - White

**Technical description**

Round recessed luminaire with contact frame. Fixed Super Comfort version: the LEDs are set a long way back to minimize glare and guarantee a high level of visual comfort. The main body is made of die-cast aluminium with a radiant surface that guarantees optimum heat dissipation. Metallised, thermoplastic, high definition reflector - wideflood optic. Structure with die-cast aluminium external contact frame with a single white finish. The internal ring is made of thermoplastic available in a range of painted and metallised finishes. Safety glass included Quick and easy tool free assembly. High color rendering index 4000K LED. Power unit available with a separate code no.

**Installation**

Recessed in a false ceiling by means of an anti-fall steel wire spring - minimum thickness of false ceiling: 1 mm - preparation hole Ø 96 mm.

**Colour**  
White (01)

**Weight (Kg)**  
0.38

**Mounting**

wall recessed|ceiling recessed

**Wiring**

Direct current ballasts are available with a separate code no.: ON-OFF / 1-10V dimmable / DALI dimmable / Trailing Edge dimmable - the recessed fitting includes a cable and a quick-coupling connector to connect it to the connector on the ballast.

**Notes**

A wide range of decorative accessories and diffusers is available.

Complies with EN60598-1 and pertinent regulations



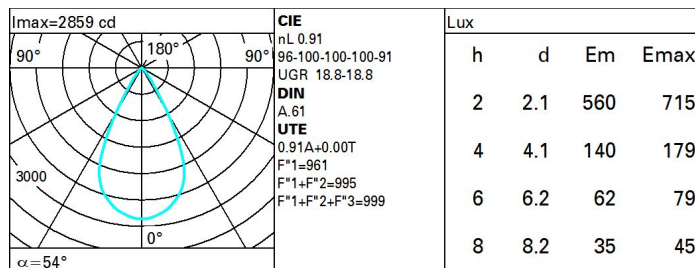
IP20

IP44

On the visible part of the product once installed

**Technical data**

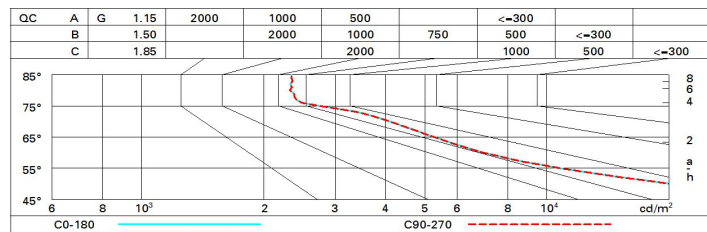
lm system:	2139	CRI (minimum):	90
W system:	17	Colour temperature [K]:	4000
lm source:	2350	MacAdam Step:	2
W source:	17	Life Time LED 1:	> 50,000h - L90 - B10 (Ta 25°C)
Luminous efficiency (lm/W, real value):	125.8	Lamp code:	LED
lm in emergency mode:	-	Number of lamps for optical assembly:	1
Total light flux at or above an angle of 90° [Lm]:	0	ZVEI Code:	LED
Light Output Ratio (L.O.R.) [%]:	91	Number of optical assemblies:	1
Beam angle [°]:	54°	LED current [mA]:	500

**Polar**

# Utilisation factors

R	77	75	73	71	55	53	33	00	DRR
K0.8	81	76	73	70	75	72	72	69	76
1.0	84	80	77	75	79	77	76	73	80
1.5	89	86	84	82	85	83	82	79	87
2.0	92	90	88	86	89	87	86	83	92
2.5	94	92	91	90	91	90	89	86	95
3.0	95	94	93	92	92	91	90	88	97
4.0	96	95	95	94	94	93	92	90	98
5.0	97	96	96	95	95	94	93	90	99

# Luminance curve limit



# UGR diagram

Corrected UGR values (at 2350 lm bare lamp luminous flux)											
Reflect.: ceiling/cav walls work pl. Room dim x y		viewed crosswise					viewed endwise				
		0.70	0.70	0.50	0.50	0.30	0.70	0.70	0.50	0.50	0.30
		0.50	0.30	0.50	0.30	0.30	0.50	0.30	0.50	0.30	0.30
		0.20	0.20	0.20	0.20	0.20	0.20	0.20	0.20	0.20	0.20
2H	2H	19.3	19.9	19.6	20.1	20.4	19.3	19.9	19.6	20.1	20.4
	3H	19.2	19.7	19.5	20.0	20.3	19.2	19.7	19.5	20.0	20.3
	4H	19.1	19.6	19.5	19.9	20.2	19.1	19.6	19.4	19.9	20.2
	6H	19.1	19.5	19.4	19.8	20.2	19.0	19.5	19.4	19.8	20.2
	8H	19.0	19.5	19.4	19.8	20.1	19.0	19.5	19.4	19.8	20.1
	12H	19.0	19.4	19.4	19.8	20.1	19.0	19.4	19.3	19.7	20.1
4H	2H	19.1	19.6	19.4	19.9	20.2	19.1	19.6	19.5	19.9	20.2
	3H	19.0	19.5	19.4	19.8	20.1	19.0	19.5	19.4	19.8	20.1
	4H	18.9	19.3	19.3	19.7	20.1	18.9	19.3	19.3	19.7	20.1
	6H	18.9	19.2	19.3	19.6	20.0	18.9	19.2	19.3	19.6	20.0
	8H	18.8	19.1	19.3	19.5	20.0	18.8	19.1	19.3	19.5	20.0
	12H	18.8	19.1	19.2	19.5	19.9	18.8	19.0	19.2	19.5	19.9
8H	4H	18.8	19.1	19.3	19.5	20.0	18.8	19.1	19.3	19.5	20.0
	6H	18.7	19.0	19.2	19.4	19.9	18.7	19.0	19.2	19.4	19.9
	8H	18.7	18.9	19.2	19.4	19.9	18.7	18.9	19.2	19.4	19.9
	12H	18.7	18.8	19.2	19.3	19.8	18.7	18.8	19.2	19.3	19.8
12H	4H	18.8	19.0	19.2	19.5	19.9	18.8	19.1	19.2	19.5	19.9
	6H	18.7	18.9	19.2	19.4	19.9	18.7	18.9	19.2	19.4	19.9
	8H	18.7	18.8	19.2	19.3	19.8	18.7	18.8	19.2	19.3	19.8
Variations with the observer position at spacing:											
S =	1.0H	4.7 / -7.9					4.7 / -7.9				
	1.5H	7.4 / -9.8					7.4 / -9.8				
	2.0H	9.4 / -10.5					9.4 / -10.5				