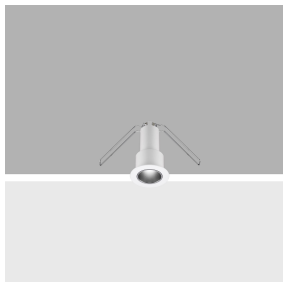


Last information update: January 2025

**Product configuration: R661.E4**

R661.E4: Fixed round mini-recessed luminaire - LED - spot - White / Chrome

**Product code**

R661.E4: Fixed round mini-recessed luminaire - LED - spot - White / Chrome

**Technical description**

Fixed round mini-recessed luminaire with contact frame. The LED is set back to minimize direct glare. The recessed body is made of machined aluminium and the inside of the ring of thermoplastic available in a range of painted and metallised finishes. PMMA - spot high resolution optic lens. LED 4000K. Tool free assembly. Power unit available with a separate code no.

**Installation**

Recessed in a false ceiling by means of a steel wire spring - minimum thickness of false ceiling: 1 mm - preparation hole Ø 25 mm.

**Colour**

White / Chrome (E4)\*

**Weight (Kg)**

0.03

\* Colours on request

**Mounting**

wall recessed/ceiling recessed

**Wiring**

Direct current ballasts are available with a separate code no.: ON-OFF / 1-10V dimmable / DALI dimmable / Trailing Edge dimmable

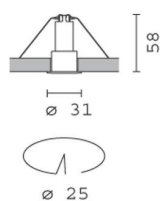
Complies with EN60598-1 and pertinent regulations



IP20

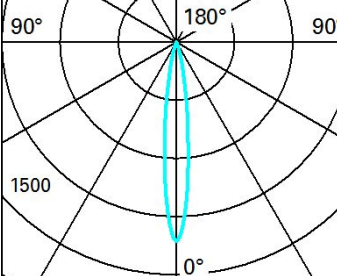
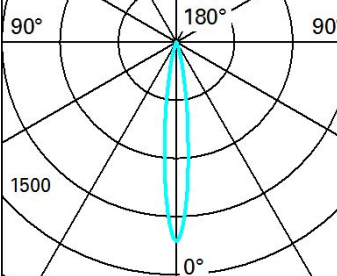
IP43

On the visible part of the product once installed

**Technical data**

lm system:	140	CRI (minimum):	90
W system:	2	Colour temperature [K]:	4000
lm source:	230	MacAdam Step:	2
W source:	2	Life Time LED 1:	> 50,000h - L80 - B10 (Ta 25°C)
Luminous efficiency (lm/W, real value):	70.1	Lamp code:	LED
lm in emergency mode:	-	Number of lamps for optical assembly:	1
Total light flux at or above an angle of 90° [Lm]:	0	ZVEI Code:	LED
Light Output Ratio (L.O.R.) [%]:	61	Number of optical assemblies:	1
Beam angle [°]:	14°	LED current [mA]:	700

**Polar**

Imax=1713 cd		Lux			
90°	180°	h	d	Em	Emax
		2	0.5	324	428
		4	0.9	81	107
		6	1.4	36	48
		8	1.9	20	27
$\alpha = 13^\circ$					

Utilisation factors

R	77	75	73	71	55	53	33	00	DRR
K0.8	55	52	50	49	52	50	50	48	78
1.0	58	55	53	52	54	53	52	51	83
1.5	60	58	57	56	58	56	56	54	89
2.0	62	61	60	59	60	59	58	57	93
2.5	63	62	61	61	61	61	60	58	96
3.0	64	63	63	62	62	62	61	60	98
4.0	65	64	64	64	63	63	62	61	99
5.0	65	65	65	64	64	64	63	61	100

Luminance curve limit

