

Laser Blade XS

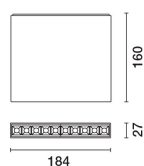
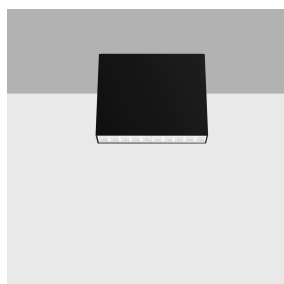
Design iGuzzini

iGuzzini

Last information update: October 2024

Product configuration: QI74

QI74: Ceiling-mounted linear GL Pro - 10 cells



Product code

QI74: Ceiling-mounted linear GL Pro - 10 cells

Technical description

Ceiling-mounted luminaire with 10 optical elements for LED lamps - fixed optics with metallised thermoplastic high definition Opti-Beam reflectors. Despite the ultracompact size of the product, the patented technology of the optic system guarantees an efficient luminous flux optimised by a special diffuser screen that reduces direct glare significantly. Extruded aluminium main body and technical dissipation unit - shaped steel fixing plate. DALI dimmable electronic driver integrated in luminaire body.

Installation

Ceiling-mounted with surface fixing plate (screws and screw anchors not included) - external locking system.

Colour

White (01) | Black/white (F2)

Weight (Kg)

0.69

Mounting

ceiling surface

Wiring

Cables supplied with quick-coupling terminals for connecting to power supply line.

Complies with EN60598-1 and pertinent regulations



Technical data

lm system:	1311	Voltage [Vin]:	230
W system:	22.8	Lamp code:	LED
lm source:	1900	Number of lamps for optical assembly:	1
W source:	20	ZVEI Code:	LED
Luminous efficiency (lm/W, real value):	57.5	Number of optical assemblies:	1
lm in emergency mode:	-	Power factor:	See installation instructions
Total light flux at or above an angle of 90° [Lm]:	0	Inrush current:	5 A / 50 µs
Light Output Ratio (L.O.R.) [%]:	69	Maximum number of luminaires of this type per miniature circuit breaker:	B10A: 31 luminaires B16A: 50 luminaires C10A: 52 luminaires C16A: 85 luminaires
CRI (minimum):	90	Minimum dimming %:	1
Colour temperature [K]:	3000	Overvoltage protection:	4kV Common mode & 2kV Differential mode
MacAdam Step:	2	Control:	DALI-2
Life Time LED 1:	> 50,000h - L80 - B10 (Ta 25°C)		

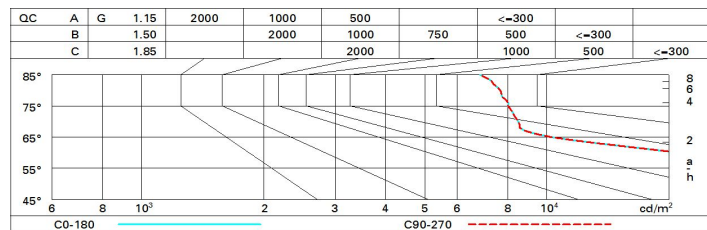
Polar

 $\alpha = 54^\circ$	CIE nL 0.69 88-98-100-100-69 UGR 22.0-21.9 DIN A.61 UTE 0.69A+0.00T F*1=877 F*1+F*2=981 F*1+F*2+F*3=997				Lux			
	h	d	Em	Emax	h	d	Em	Emax
	1	1	1167	1574				
	2	2	292	394				
	3	3.1	130	175				
	4	4.1	73	98				

Utilisation factors

R	77	75	73	71	55	53	33	00	DRR
K0.8	58	54	51	49	54	51	51	48	69
1.0	62	58	55	53	57	55	54	52	75
1.5	66	63	61	59	62	60	60	57	83
2.0	69	66	65	63	65	64	63	61	88
2.5	70	68	67	66	67	66	65	63	92
3.0	71	70	69	68	69	68	67	65	94
4.0	72	71	70	70	70	69	68	66	96
5.0	73	72	71	71	71	70	69	67	97

Luminance curve limit



UGR diagram

Corrected UGR values (at 1900 lm bare lamp luminous flux)											
Reflect.: ceiling/cav walls work pl. Room dim x y		viewed crosswise					viewed endwise				
		0.70	0.70	0.50	0.50	0.30	0.70	0.70	0.50	0.50	0.30
		0.50	0.30	0.50	0.30	0.30	0.50	0.30	0.50	0.30	0.30
		0.20	0.20	0.20	0.20	0.20	0.20	0.20	0.20	0.20	0.20
2H	2H	22.0	22.6	22.3	22.9	23.1	22.0	22.6	22.3	22.9	23.1
	3H	22.0	22.6	22.3	22.8	23.1	22.0	22.6	22.3	22.9	23.1
	4H	22.0	22.5	22.3	22.8	23.1	22.0	22.5	22.3	22.8	23.1
	6H	21.9	22.4	22.3	22.8	23.1	21.9	22.4	22.2	22.7	23.0
	8H	21.9	22.4	22.3	22.7	23.1	21.9	22.3	22.2	22.7	23.0
	12H	21.9	22.4	22.3	22.7	23.1	21.8	22.3	22.2	22.6	23.0
4H	2H	22.0	22.5	22.3	22.8	23.1	22.0	22.5	22.3	22.8	23.1
	3H	22.0	22.4	22.3	22.8	23.1	22.0	22.5	22.4	22.8	23.2
	4H	22.0	22.4	22.4	22.7	23.1	22.0	22.4	22.4	22.7	23.1
	6H	22.0	22.3	22.4	22.7	23.1	21.9	22.3	22.3	22.7	23.1
	8H	22.0	22.3	22.4	22.7	23.1	21.9	22.2	22.3	22.6	23.1
	12H	22.0	22.3	22.4	22.7	23.1	21.8	22.1	22.3	22.6	23.0
8H	4H	21.9	22.2	22.3	22.6	23.1	22.0	22.3	22.4	22.7	23.1
	6H	21.9	22.2	22.4	22.6	23.1	22.0	22.2	22.4	22.7	23.1
	8H	21.9	22.2	22.4	22.6	23.1	21.9	22.2	22.4	22.6	23.1
	12H	21.9	22.1	22.4	22.6	23.1	21.9	22.1	22.4	22.6	23.1
12H	4H	21.8	22.1	22.3	22.6	23.0	22.0	22.3	22.4	22.7	23.1
	6H	21.9	22.1	22.4	22.6	23.1	21.9	22.2	22.4	22.6	23.1
	8H	21.9	22.1	22.4	22.6	23.1	21.9	22.1	22.4	22.6	23.1
Variations with the observer position at spacing:											
S =	1.0H	2.4 / -2.2					2.4 / -2.2				
	1.5H	4.5 / -4.7					4.5 / -4.7				
	2.0H	6.3 / -6.0					6.3 / -6.0				