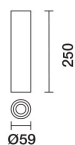


Last information update: March 2025

**Product configuration: QI45.43**

QI45.43: Ø59 Tech - Phase-Cut Dim - Medium Beam - 15W 1003.3lm - 2700K - CRI 90 - Black / Black

**Product code**

QI45.43: Ø59 Tech - Phase-Cut Dim - Medium Beam - 15W 1003.3lm - 2700K - CRI 90 - Black / Black

**Technical description**

Cylindrical lighting body for ceiling or pendant-mounted applications. Fixed optic lighting system with a high definition reflector made of metallised thermoplastic. The LEDs are set back to minimize glare and guarantee a high level of visual comfort. Structural cylinder made of painted extruded aluminium with an inner ring made of thermoplastic available in different painted or metallised finishes. Glass cover Using specific accessory kits, ceiling or pendant-mounted installations can be made with minimum intervention and simplified by a practical bayonet coupling system. Dimmable driver - phase cut - integrated in luminaire.

**Installation**

Ceiling or pendant-mounted - use the appropriate assembly kits available with a separate item code.

**Colour**

Black / Black (43)

**Weight (Kg)**

0.47

**Mounting**

ceiling surface|ceiling pendant

**Wiring**

The lighting body is fitted with an internal terminal board for connectinf it to the power line or pendant cable.

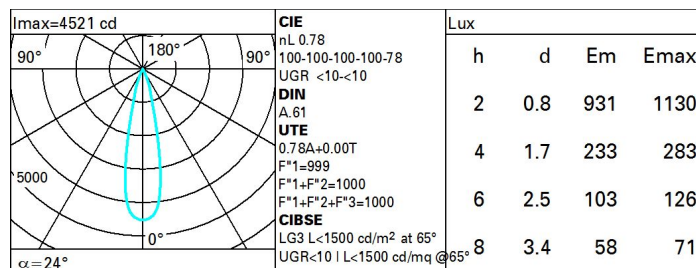
**Notes**

A wide range of decorative accessories and diffusers is available.

Complies with EN60598-1 and pertinent regulations

**Technical data**

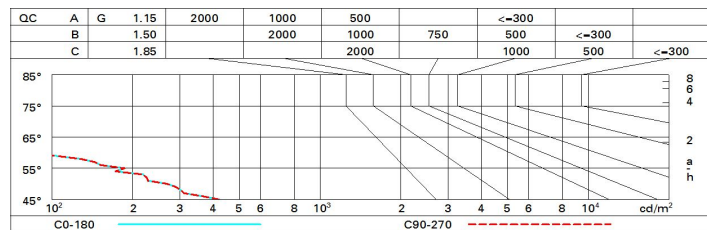
Im system:	991	Life Time LED 1:	> 50,000h - L90 - B10 (Ta 25°C)
W system:	15	Voltage [Vin]:	230
Im source:	1270	Lamp code:	LED
W source:	13	Number of lamps for optical assembly:	1
Luminous efficiency (Im/W, real value):	66	ZVEI Code:	LED
Im in emergency mode:	-	Number of optical assemblies:	1
Total light flux at or above an angle of 90° [Lm]:	0	Power factor:	See installation instructions
Light Output Ratio (L.O.R.) [%]:	78	Inrush current:	1.87 A / 48 µs
Beam angle [°]:	24°	Maximum number of luminaires of this type per miniature circuit breaker:	B10A: 97 luminaires B16A: 155 luminaires C10A: 161 luminaires C16A: 263 luminaires
CRI (minimum):	90	Minimum dimming %:	5
Colour temperature [K]:	2700	Overvoltage protection:	2kV Common mode & 1kV Differential mode
MacAdam Step:	2	Control:	Phase-cut

**Polar**

# Utilisation factors

R	77	75	73	71	55	53	33	00	DRR
K0.8	71	67	64	62	66	64	64	61	78
1.0	74	70	68	66	70	67	67	65	83
1.5	77	75	73	71	74	72	71	69	89
2.0	80	78	76	75	77	75	75	73	93
2.5	81	80	79	78	79	78	77	75	96
3.0	82	81	80	80	80	79	78	76	98
4.0	83	82	82	81	81	81	79	78	99
5.0	83	83	83	82	82	81	80	78	100

# Luminance curve limit



# UGR diagram

Corrected UGR values (at 1080 lm bare lamp luminous flux)											
Reflect.: ceiling/cav walls work pl. Room dim x y		viewed crosswise					viewed endwise				
2H	2H	-9.3	-7.1	-8.9	-6.8	-6.5	-9.3	-7.1	-8.9	-6.8	-6.5
	3H	-9.4	-7.8	-9.1	-7.5	-7.2	-9.4	-7.8	-9.0	-7.5	-7.1
	4H	-9.5	-8.2	-9.1	-7.9	-7.5	-9.5	-8.2	-9.1	-7.9	-7.5
	6H	-9.5	-8.6	-9.1	-8.3	-7.9	-9.5	-8.6	-9.1	-8.2	-7.9
	8H	-9.6	-8.6	-9.2	-8.3	-7.9	-9.5	-8.6	-9.2	-8.3	-7.9
	12H	-9.6	-8.7	-9.2	-8.3	-7.9	-9.6	-8.7	-9.2	-8.3	-7.9
4H	2H	-9.5	-8.2	-9.1	-7.9	-7.5	-9.5	-8.2	-9.1	-7.9	-7.5
	3H	-9.6	-8.7	-9.2	-8.3	-7.9	-9.6	-8.7	-9.2	-8.3	-7.9
	4H	-9.7	-8.8	-9.3	-8.4	-8.0	-9.7	-8.8	-9.3	-8.4	-8.0
	6H	-10.1	-8.4	-9.6	-7.9	-7.5	-10.1	-8.4	-9.6	-7.9	-7.5
	8H	-10.3	-8.3	-9.8	-7.8	-7.3	-10.3	-8.3	-9.8	-7.8	-7.3
	12H	-10.4	-8.4	-9.9	-7.9	-7.4	-10.4	-8.4	-9.9	-7.9	-7.4
8H	4H	-10.3	-8.3	-9.8	-7.8	-7.3	-10.3	-8.3	-9.8	-7.8	-7.3
	6H	-10.4	-8.6	-9.9	-8.1	-7.5	-10.4	-8.6	-9.9	-8.1	-7.5
	8H	-10.4	-8.8	-9.9	-8.3	-7.8	-10.4	-8.8	-9.9	-8.3	-7.8
	12H	-10.2	-9.2	-9.7	-8.7	-8.2	-10.2	-9.2	-9.7	-8.7	-8.2
12H	4H	-10.4	-8.4	-9.9	-7.9	-7.4	-10.4	-8.4	-9.9	-7.9	-7.4
	6H	-10.4	-8.8	-9.9	-8.3	-7.8	-10.4	-8.8	-9.9	-8.3	-7.8
	8H	-10.2	-9.2	-9.7	-8.7	-8.2	-10.2	-9.2	-9.7	-8.7	-8.2
Variations with the observer position at spacing:											
S =	1.0H	5.6 / -9.7					5.6 / -9.7				
	1.5H	8.4 / -25.6					8.4 / -25.6				
	2.0H	10.4 / -29.0					10.4 / -29.0				