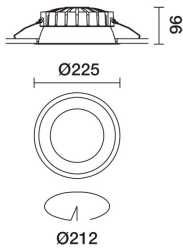



Last information update: February 2025

Product configuration: QF69.39

QF69.39: Ø 225 mm - neutral white - DALI - White/Aluminium

**Product code**

QF69.39: Ø 225 mm - neutral white - DALI - White/Aluminium

Technical description

Round fixed luminaire designed to use LED lamps with C.o.B. technology. Version with rim for surface-mounting. Reflector vacuum-metallised with aluminium vapours with an anti-scratch protective layer. Dissipater made of painted grey die-cast aluminium. Product complete with LED lamp in neutral white colour tone (4000K). General lighting beam.

Installation

Recessed using torsion springs which allow easy installation in false ceilings with thicknesses ranging from 1 mm to 20 mm.

Colour

White / Aluminium (39)

Weight (Kg)

1.03

Mounting

ceiling surface

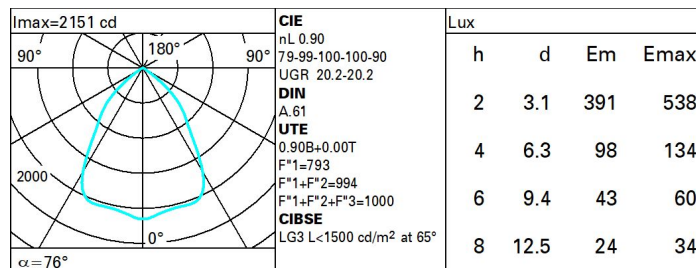
Wiring

product complete with DALI components

Complies with EN60598-1 and pertinent regulations

**Technical data**

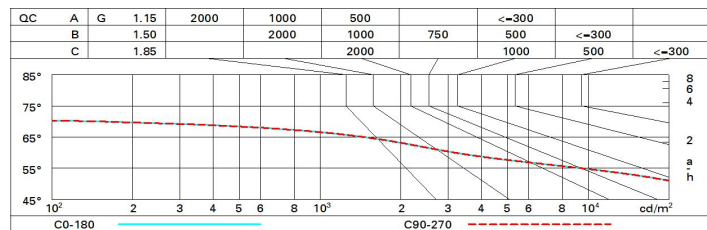
lm system:	3240	Colour temperature [K]:	4000
W system:	25.3	MacAdam Step:	2
lm source:	3600	Life Time LED 1:	> 50,000h - L90 - B10 (Ta 25°C)
W source:	22	Lamp code:	LED
Luminous efficiency (lm/W, real value):	128.1	Number of lamps for optical assembly:	1
lm in emergency mode:	-	ZVEI Code:	LED
Total light flux at or above an angle of 90° [Lm]:	0	Number of optical assemblies:	1
Light Output Ratio (L.O.R.) [%]:	90	Control:	DALI-2
CRI (minimum):	80		

Polar

Utilisation factors

R	77	75	73	71	55	53	33	00	DRR
K0.8	73	66	62	58	65	61	61	57	63
1.0	78	72	68	65	71	67	67	63	70
1.5	85	80	77	74	79	76	75	72	80
2.0	88	85	83	80	84	82	81	77	86
2.5	91	88	86	84	87	85	84	81	89
3.0	92	90	88	87	88	87	86	83	92
4.0	93	92	90	89	90	89	88	85	94
5.0	94	93	92	91	91	90	89	86	95

Luminance curve limit



UGR diagram

Corrected UGR values (at 3000 lm bare lamp luminous flux)											
Reflect.: ceiling/cav walls work pl. Room dim x y		0.70	0.70	0.50	0.50	0.30	0.70	0.70	0.50	0.50	0.30
		0.50	0.30	0.50	0.30	0.30	0.50	0.30	0.50	0.30	0.30
		0.20	0.20	0.20	0.20	0.20	0.20	0.20	0.20	0.20	0.20
		viewed crosswise					viewed endwise				
2H	2H	20.8	21.0	21.1	21.8	22.1	20.8	21.0	21.1	21.8	22.1
	3H	20.6	21.3	21.0	21.6	21.9	20.7	21.4	21.0	21.7	22.0
	4H	20.6	21.2	20.9	21.5	21.8	20.6	21.3	20.9	21.6	21.9
	6H	20.5	21.1	20.8	21.4	21.7	20.5	21.1	20.9	21.5	21.8
	8H	20.4	21.0	20.8	21.4	21.7	20.5	21.1	20.9	21.4	21.7
	12H	20.4	21.0	20.8	21.3	21.7	20.5	21.0	20.8	21.4	21.7
4H	2H	20.6	21.3	20.9	21.6	21.9	20.6	21.2	20.9	21.5	21.8
	3H	20.5	21.0	20.8	21.4	21.7	20.5	21.0	20.8	21.4	21.7
	4H	20.4	20.9	20.8	21.2	21.6	20.4	20.9	20.8	21.2	21.6
	6H	20.3	20.7	20.7	21.1	21.5	20.3	20.7	20.7	21.1	21.5
	8H	20.2	20.6	20.7	21.0	21.5	20.2	20.6	20.7	21.0	21.5
	12H	20.2	20.5	20.7	21.0	21.4	20.2	20.5	20.7	21.0	21.4
8H	4H	20.2	20.6	20.7	21.0	21.5	20.2	20.6	20.7	21.0	21.5
	6H	20.2	20.5	20.6	20.9	21.4	20.2	20.5	20.6	20.9	21.4
	8H	20.1	20.4	20.6	20.8	21.3	20.1	20.4	20.6	20.8	21.3
	12H	20.1	20.3	20.6	20.8	21.3	20.1	20.3	20.6	20.8	21.3
12H	4H	20.2	20.5	20.7	21.0	21.4	20.2	20.5	20.7	21.0	21.4
	6H	20.1	20.4	20.6	20.8	21.3	20.1	20.4	20.6	20.8	21.3
	8H	20.1	20.3	20.6	20.8	21.3	20.1	20.3	20.6	20.8	21.3
Variations with the observer position at spacing:											
S =		1.0H	1.6	/ -5.6				1.6	/ -5.6		
		1.5H		3.4 / -13.6					3.4 / -13.6		
		2.0H		5.4 / -21.7					5.4 / -21.7		