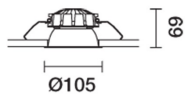



Last information update: April 2025

**Product configuration: QF53.39**

QF53.39: Ø 105 mm - warm white - DALI - 13.2W 1353lm - 3000K - CRI 90 - White / Aluminium

**Product code**

QF53.39: Ø 105 mm - warm white - DALI - 13.2W 1353lm - 3000K - CRI 90 - White / Aluminium

**Technical description**

Round fixed luminaire designed to use LED lamps with C.o.B. technology. Version with rim for surface-mounting. Reflector vacuum-metallised with aluminium vapours with an anti-scratch protective layer. Dissipater made of painted grey die-cast aluminium. Product complete with LED lamp in warm white colour tone (3000K). General lighting beam.

**Installation**

Recessed using torsion springs which allow easy installation in false ceilings with thicknesses ranging from 1 mm to 20 mm.

**Colour**

White / Aluminium (39)

**Weight (Kg)**

0.36

**Mounting**

ceiling recessed

**Wiring**

product complete with DALI components

**Notes**

TPa version available on request, contact iGuzzini for more info

Complies with EN60598-1 and pertinent regulations

**Technical data**

Im system:	1403	Colour temperature [K]:	3000
W system:	13.2	MacAdam Step:	2
Im source:	1650	Life Time LED 1:	> 50,000h - L90 - B10 (Ta 25°C)
W source:	11	Lamp code:	LED
Luminous efficiency (Im/W, real value):	106.3	Number of lamps for optical assembly:	1
Im in emergency mode:	-	ZVEI Code:	LED
Total light flux at or above an angle of 90° [Lm]:	0	Number of optical assemblies:	1
Light Output Ratio (L.O.R.) [%]:	85	Control:	DALI-2
CRI (minimum):	90		

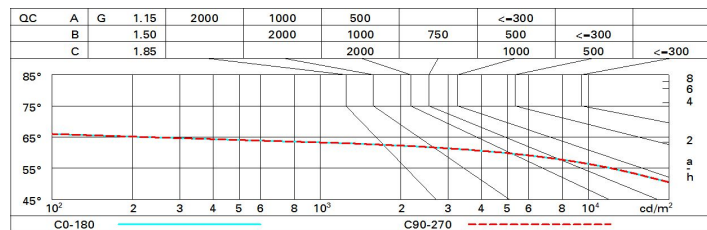
**Polar**

<p>Imax=1239 cd 90° 180° 90° 1000 0° α=66°</p>	<b>CIE</b> nL 0.85 88-100-100-100-85 UGR 20.8-20.8 <b>DIN</b> A.61 <b>UTE</b> 0.85A+0.00T F*1=881 F*1+F*2=998 F*1+F*2+F*3=1000 <b>CIBSE</b> LG3 L<1500 cd/m <sup>2</sup> at 65°			
	<b>Lux</b> h d Em Emax			
	1	1.3	919	1239
	2	2.6	230	310
	3	3.9	102	138
	4	5.2	57	77

# Utilisation factors

R	77	75	73	71	55	53	33	00	DRR
K0.8	72	67	63	61	66	63	62	59	70
1.0	76	72	68	66	71	68	67	64	75
1.5	82	78	76	73	77	75	74	71	84
2.0	85	82	80	79	81	79	78	76	89
2.5	87	85	83	82	83	82	81	78	92
3.0	88	86	85	84	85	84	83	80	94
4.0	89	88	87	86	86	86	84	82	96
5.0	90	89	88	87	87	87	85	83	97

# Luminance curve limit



# UGR diagram

Corrected UGR values (at 1050 lm bare lamp luminous flux)											
Reflect.: ceiling walls work pl. Room dim x y		viewed crosswise					viewed endwise				
2H	2H	21.4	22.0	21.6	22.3	22.5	21.4	22.0	21.6	22.3	22.5
	3H	21.2	21.8	21.5	22.1	22.4	21.2	21.9	21.6	22.1	22.4
	4H	21.1	21.7	21.5	22.0	22.3	21.2	21.7	21.5	22.0	22.3
	6H	21.1	21.6	21.4	21.9	22.2	21.1	21.6	21.4	21.9	22.3
	8H	21.0	21.5	21.4	21.9	22.2	21.1	21.6	21.4	21.9	22.2
	12H	21.0	21.5	21.4	21.8	22.2	21.0	21.5	21.4	21.8	22.2
4H	2H	21.2	21.7	21.5	22.0	22.3	21.1	21.7	21.5	22.0	22.3
	3H	21.0	21.5	21.4	21.8	22.2	21.0	21.5	21.4	21.8	22.2
	4H	20.9	21.3	21.3	21.7	22.1	20.9	21.3	21.3	21.7	22.1
	6H	20.8	21.2	21.3	21.6	22.0	20.8	21.2	21.3	21.6	22.0
	8H	20.8	21.1	21.2	21.5	22.0	20.8	21.1	21.2	21.5	22.0
	12H	20.7	21.0	21.2	21.5	21.9	20.7	21.0	21.2	21.5	21.9
8H	4H	20.8	21.1	21.2	21.5	22.0	20.8	21.1	21.2	21.5	22.0
	6H	20.7	21.0	21.2	21.4	21.9	20.7	21.0	21.2	21.4	21.9
	8H	20.6	20.9	21.1	21.4	21.9	20.6	20.9	21.1	21.4	21.9
	12H	20.6	20.8	21.1	21.3	21.8	20.6	20.8	21.1	21.3	21.8
12H	4H	20.7	21.0	21.2	21.5	21.9	20.7	21.0	21.2	21.5	21.9
	6H	20.6	20.9	21.1	21.4	21.9	20.6	20.9	21.1	21.4	21.9
	8H	20.6	20.8	21.1	21.3	21.8	20.6	20.8	21.1	21.3	21.8
Variations with the observer position at spacing:											
S =		2.8 / -7.1					2.8 / -7.1				
		5.4 / -21.0					5.4 / -21.0				
		7.4 / -40.2					7.4 / -40.2				