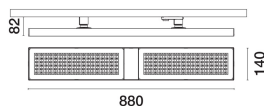



Last information update: April 2025

Product configuration: PZ01.S3

PZ01.S3: Luminaire L=880 - DALI-2 Sensor - Very Wide Flood (Down) optic - GL - 62.3W 8526lm - 3500K - CRI 90 - White/Black/Black Transparent

**Product code**

PZ01.S3: Luminaire L=880 - DALI-2 Sensor - Very Wide Flood (Down) optic - GL - 62.3W 8526lm - 3500K - CRI 90 - White/Black/Black Transparent

Technical description

Luminaire made of painted extruded aluminium, frame and caps made of injection-moulded thermoplastic. Very Wide Flood optic (80°) in a Space Opti-Diamond (PMMA) version with a rear cover available in a White (Transparent White) or Black (Transparent Black) version. Integrated DALI-2 power supply and 3500K CRI90 direct emission monochrome LED lamp (Mid-Power). Luminaire complete with DALI-2 sensor and light and motion detector, for compatible DALI-2 control systems.

Installation

Mounted on mains voltage tracks.

Positioning height min 2.4 m / max 5 m for motion and min 2.4 m / max 3 m as a light and motion sensor.

For other height positioning values and distances between luminaires, contact iGuzzini or refer to the instruction sheets.

Example of typical motion sensor coverage diameter: 5 m (@ 4 m h for installation).

Dynamic lighting range: 1-1000 lx.

Movement detection angle 84°.

Detection angle for light measurement 30° - 60° (asymmetric).

Colour

White/Black/Black Transparent (S3)

Weight (Kg)

2.73

Wiring

Power supply via DALI bus (consumption 9 mA).

Notes

DALI EN 62386-101 ed.2 (DALI-2) The sensor used is DALI-2 certified. DALI parts 101,103,301,303,304

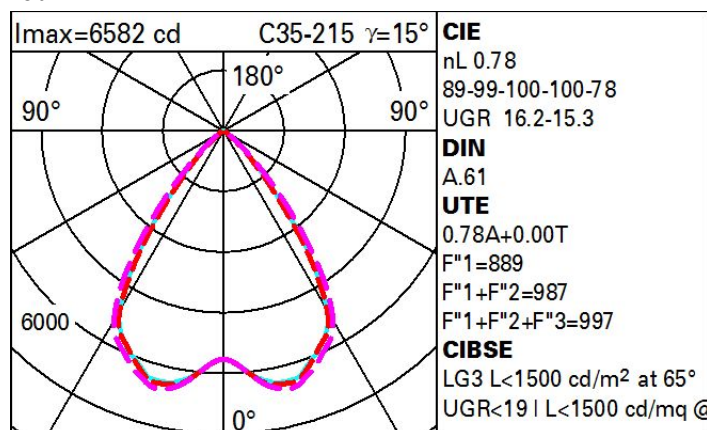
For systems compatible with the DALI-2 sensor, contact iGuzzini.

Complies with EN60598-1 and pertinent regulations

**Technical data**

Im system:	8619
W system:	66
Im source:	11050
W source:	66
Luminous efficiency (Im/W, real value):	130.6
Im in emergency mode:	-
Total light flux at or above an angle of 90° [Lm]:	0
Light Output Ratio (L.O.R.) [%]:	78
CRI (minimum):	90
Colour temperature [K]:	3500
MacAdam Step:	3

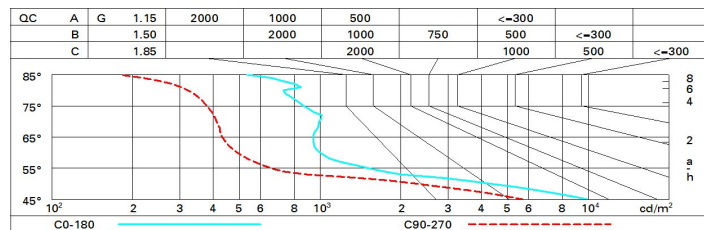
Lamp code:	LED
Number of lamps for optical assembly:	1
ZVEI Code:	LED
Number of optical assemblies:	1
Power factor:	See installation instructions
Inrush current:	10 A / - μs
Maximum number of luminaires of this type per miniature circuit breaker:	B10A: 12 luminaires B16A: 20 luminaires C10A: 20 luminaires C16A: 34 luminaires
Minimum dimming %:	1
Overvoltage protection:	2kV Common mode & 1kV Differential mode
Control:	DALI-2 sensor

Polar

Utilisation factors

R	77	75	73	71	55	53	33	00	DRR
K0.8	66	62	59	56	61	58	58	55	70
1.0	70	66	63	61	65	62	62	59	76
1.5	75	72	69	67	71	69	68	65	84
2.0	78	75	74	72	74	73	72	69	89
2.5	79	78	76	75	76	75	74	72	92
3.0	81	79	78	77	78	77	76	74	94
4.0	82	81	80	79	79	79	77	75	96
5.0	82	82	81	80	80	79	78	76	97

Luminance curve limit



UGR diagram

Corrected UGR values (at 11050 lm bare lamp luminous flux)											
Reflect.:		viewed crosswise					viewed endwise				
ceiling/cav		0.70	0.70	0.50	0.50	0.30	0.70	0.70	0.50	0.50	0.30
walls		0.50	0.30	0.50	0.30	0.30	0.50	0.30	0.50	0.30	0.30
work pl.		0.20	0.20	0.20	0.20	0.20	0.20	0.20	0.20	0.20	0.20
Room dim											
x	y										
2H	2H	16.6	17.3	16.9	17.6	17.8	15.8	16.5	16.0	16.7	17.0
	3H	16.5	17.1	16.8	17.4	17.7	15.6	16.3	15.9	16.5	16.8
	4H	16.5	17.0	16.8	17.3	17.6	15.6	16.2	15.9	16.4	16.8
	6H	16.4	16.9	16.7	17.3	17.6	15.5	16.0	15.8	16.3	16.7
	8H	16.4	16.9	16.7	17.2	17.6	15.4	16.0	15.8	16.3	16.6
	12H	16.3	16.8	16.7	17.2	17.5	15.4	15.9	15.8	16.2	16.6
4H	2H	16.4	17.0	16.7	17.3	17.6	15.6	16.2	15.9	16.5	16.8
	3H	16.3	16.8	16.7	17.1	17.5	15.5	16.0	15.8	16.3	16.7
	4H	16.2	16.7	16.6	17.0	17.4	15.4	15.8	15.8	16.2	16.6
	6H	16.2	16.6	16.6	17.0	17.4	15.3	15.7	15.7	16.1	16.5
	8H	16.2	16.5	16.6	16.9	17.4	15.3	15.6	15.7	16.0	16.5
	12H	16.1	16.4	16.6	16.9	17.3	15.2	15.5	15.7	16.0	16.4
8H	4H	16.1	16.5	16.6	16.9	17.3	15.3	15.6	15.7	16.1	16.5
	6H	16.1	16.4	16.5	16.8	17.3	15.2	15.5	15.7	16.0	16.4
	8H	16.0	16.3	16.5	16.8	17.3	15.2	15.4	15.7	15.9	16.4
	12H	16.0	16.2	16.5	16.7	17.2	15.1	15.3	15.6	15.8	16.3
12H	4H	16.1	16.4	16.5	16.8	17.3	15.3	15.6	15.7	16.0	16.5
	6H	16.0	16.3	16.5	16.7	17.2	15.2	15.4	15.7	15.9	16.4
	8H	16.0	16.2	16.5	16.7	17.2	15.1	15.4	15.6	15.8	16.4
Variations with the observer position at spacing:											
S =		1.0H	3.6 / -8.7				3.8 / -9.6				
		1.5H	6.3 / -9.7				6.2 / -10.3				
		2.0H	8.3 / -10.3				8.2 / -10.6				