


Last information update: April 2025

Product configuration: PY86.S3

PY86.S3: Luminaire L=880 - Organic Response - Very Wide Flood (Down) optic - UGR<19 - 34.5W 4959lm - 4000K - CRI 90 - White/Black/Black Transparent

**Product code**

PY86.S3: Luminaire L=880 - Organic Response - Very Wide Flood (Down) optic - UGR<19 - 34.5W 4959lm - 4000K - CRI 90 - White/Black/Black Transparent

Technical description

Luminaire made of painted extruded aluminium, frame and caps made of injection-moulded thermoplastic. Very Wide Flood optic (80°) in a Space Opti-Diamond (PMMA) version with a rear cover available in a White (Transparent White) or Black (Transparent Black) version. Integrated power supply and 4000K CRI90 direct emission monochrome LED lamp (Mid-Power). Version with UGR < 19 controlled luminance - in compliance with the standard for use in environments with video monitors ($L \leq 3000 \text{ cd/m}^2$). Luminaire complete with Organic Response wireless multi-sensor and light and motion detector. Wirepas, Bluetooth, infrared communication and PIR technology. In base systems with a Plug&Play configuration, the luminaire operates in stand-alone mode (motion control) and communicates automatically with other nearby luminaires fitted with the same Organic Response sensor. For advanced functions, like daylight control and editing operating parameters, the Organic Response Express app available from App Store and Play Store can be used. Accessories like BLE buttons, dongles and gateways are available for system architectures connected to the Organic Response Portal that can be used to activate other sensor functions, like Analytics and Space Management. Wireless frequency 2.4 GHz / IR 38 kHz. Integrated beacon that can be activated via the Organic Response Portal (iBeacon protocol).

Installation

Mounted on mains voltage tracks.

Positioning height min 2.7 m / max 3.7 m. Distance between luminaires min 1.0 m / max 3.0 m.

For other height positioning values and distances between luminaires, contact iGuzzini or refer to the instruction sheets.

Typical motion sensor coverage diameter: 3 m (@ 2.7 m installation h), 58°

Colour

White/Black/Black Transparent (S3)

Weight (Kg)

2.73

Notes

Specifications:

Default Plug&Play values (that can be changed from the app Organic Response Express):

-Maximum light level with presence (max light): 100%

-Wait before shifting to low light level (dwell time): 10 min

-Low light level (low light): 10%

-Low light level time (low light time): 10 min

-Minimum light value after low level time (min light): 0% (OFF)

-Daylight control: disabled but can be activated using app

-Double time for sensor that has detected the last presence state (double dwell time): disabled

-Mesh RF sensor-sensor-gateway distance: Wirepas, maximum distance 8m (in a straight line with no obstacles).

-Sensor-smartphone-button connection: Bluetooth.

For advanced programming with the Organic Response portal, an IR dongle and gateway are required.

Complies with EN60598-1 and pertinent regulations



IP20

**Technical data**

lm system: 5031

W system: 35

lm source: 6450

W source: 35

Luminous efficiency (lm/W, real value): 143.7

lm in emergency mode: -

Total light flux at or above an angle of 90° [Lm]: 0

Light Output Ratio (L.O.R.) [%]: 78

CRI (minimum): 90

Colour temperature [K]: 4000

MacAdam Step: 3

Lamp code: LED

Number of lamps for optical assembly: 1

ZVEI Code: LED

Number of optical assemblies: 1

Power factor: See installation instructions

Inrush current: 10 A / - μs

Maximum number of luminaires of this type per miniature circuit breaker:

B10A: 12 luminaires

B16A: 20 luminaires

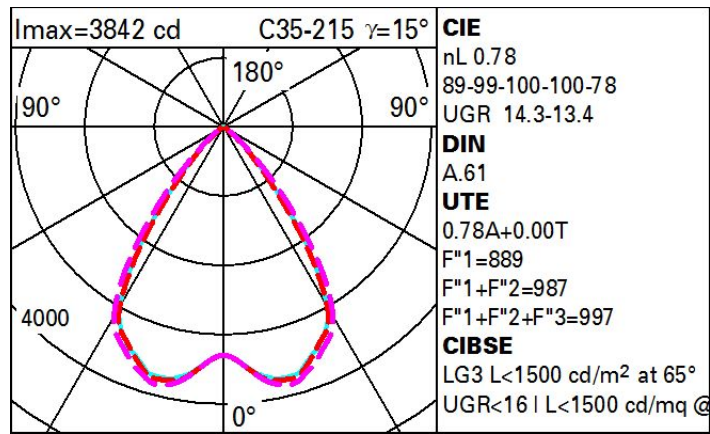
C10A: 20 luminaires

C16A: 34 luminaires

Minimum dimming %: 1

Overvoltage protection: 2kV Common mode & 1kV Differential mode

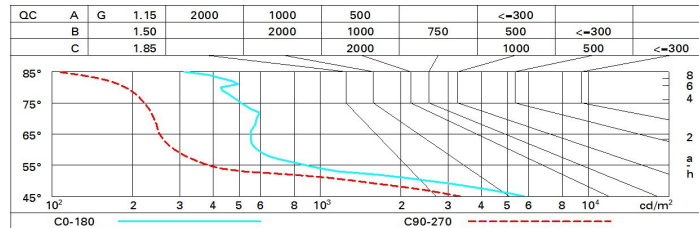
Polar



Utilisation factors

R	77	75	73	71	55	53	33	00	DRR
K0.8	66	62	59	56	61	58	58	55	70
1.0	70	66	63	61	65	62	62	59	76
1.5	75	72	69	67	71	69	68	65	84
2.0	78	75	74	72	74	73	72	69	89
2.5	79	78	76	75	76	75	74	72	92
3.0	81	79	78	77	78	77	76	74	94
4.0	82	81	80	79	79	79	77	75	96
5.0	82	82	81	80	80	79	78	76	97

Luminance curve limit



UGR diagram

Corrected UGR values (at 0.450 lm bare lamp luminous flux)												
Reflect.: ceiling/cav walls work pl. Room dim x y		0.70	0.70	0.50	0.50	0.30	0.70	0.70	0.50	0.50	0.30	0.30
		0.50	0.30	0.50	0.30	0.30	0.50	0.30	0.50	0.30	0.30	0.30
		0.20	0.20	0.20	0.20	0.20	0.20	0.20	0.20	0.20	0.20	0.20
		viewed crosswise					viewed endwise					
2H	2H	14.7	15.5	15.0	15.7	15.9	13.9	14.6	14.2	14.8	15.1	
	3H	14.6	15.3	15.0	15.5	15.8	13.8	14.4	14.1	14.7	15.0	
	4H	14.6	15.2	14.9	15.5	15.8	13.7	14.3	14.0	14.6	14.9	
	6H	14.5	15.1	14.9	15.4	15.7	13.6	14.2	14.0	14.5	14.8	
	8H	14.5	15.0	14.9	15.4	15.7	13.6	14.1	13.9	14.4	14.8	
	12H	14.5	15.0	14.8	15.3	15.7	13.5	14.0	13.9	14.4	14.7	
4H	2H	14.5	15.1	14.9	15.4	15.7	13.7	14.3	14.0	14.6	14.9	
	3H	14.4	14.9	14.8	15.3	15.6	13.6	14.1	14.0	14.4	14.8	
	4H	14.4	14.8	14.8	15.2	15.6	13.5	13.9	13.9	14.3	14.7	
	6H	14.3	14.7	14.7	15.1	15.5	13.4	13.8	13.8	14.2	14.6	
	8H	14.3	14.6	14.7	15.1	15.5	13.4	13.7	13.8	14.1	14.6	
	12H	14.3	14.6	14.7	15.0	15.5	13.3	13.7	13.8	14.1	14.5	
8H	4H	14.2	14.6	14.7	15.0	15.5	13.4	13.8	13.9	14.2	14.6	
	6H	14.2	14.5	14.7	14.9	15.4	13.3	13.6	13.8	14.1	14.6	
	8H	14.2	14.4	14.7	14.9	15.4	13.3	13.5	13.8	14.0	14.5	
	12H	14.1	14.4	14.6	14.8	15.4	13.3	13.5	13.8	14.0	14.5	
12H	4H	14.2	14.5	14.7	14.9	15.4	13.4	13.7	13.8	14.1	14.6	
	6H	14.1	14.4	14.6	14.9	15.4	13.3	13.6	13.8	14.0	14.5	
	8H	14.1	14.3	14.6	14.8	15.3	13.3	13.5	13.8	14.0	14.5	
Variations with the observer position at spacing:												
S =		1.0H	3.6 / -8.7				3.8 / -9.6					
		1.5H	6.3 / -9.7				6.2 / -10.3					
		2.0H	8.3 / -10.3				8.2 / -10.6					