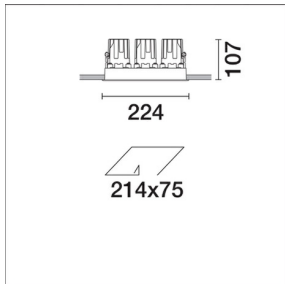



Design iGuzzini iGuzzini

Product configuration: N171.01
N171.01: Fixed, three compartment Recessed luminaire - Warm LED - Incorporated DALI dimmable power supply - WideFlood optic Beam - White



N171.01: Fixed, three compartment Recessed luminaire - Warm LED - Incorporated DALI dimmable power supply - WideFlood optic Beam - White

Fixed optic, three compartment, recessed luminaire for warm white LED lamps with a high color rendering index. Passive heat dissipation system. Lamp body with die-cast aluminium radiant surface, version with perimeter surface frame. Metallised, thermoplastic, high definition optics, integrated in a rear position in the anti-glare screens. Glass covers for LED lamps. The structure of the optical system produces light emission with controlled luminance ($UGR < 19$). Supplied with DALI dimmable power supply unit connected to the luminaire.

recessed with steel wire springs for false ceilings from 1 to 25 mm thick - preparation hole 75 x 214. Installation permitted in either a horizontal or vertical position.

Colour	Weight (Kg)
White (01)	1.5

wall recessed|ceiling recessed

Quick-fit power supply connection to terminal block. Digital electronic cabling that allows dimming to be performed with DALI protocol or a pushbutton switch (DIM SWITCH).

The product with its white finish (01) includes optic rings for limiting luminance; a feature that renders a performance of UGR < 19 and determines slight variations in the opening of the optics (52°) and yield (0.74).

 IP20
  IP44
 On the visible part of the product once installed
 







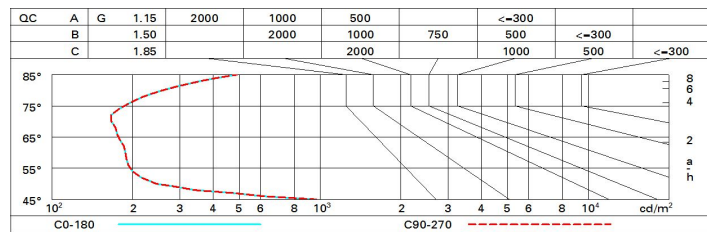
Im system:	2545	Life Time LED 1:	> 50,000h - L90 - B10 (Ta 25°C)
W system:	28.4	Voltage [Vin]:	230
Im source:	3350	Lamp code:	LED
W source:	25	Number of lamps for optical assembly:	1
Luminous efficiency (lm/W, real value):	89.6	ZVEI Code:	LED
Im in emergency mode:	-	Number of optical assemblies:	1
Total light flux at or above an angle of 90° [Lm]:	0	Power factor:	See installation instructions
Light Output Ratio (L.O.R.) [%]:	76	Inrush current:	10 A / 200 µs
Beam angle [°]:	52°	Maximum number of luminaires of this type per miniature circuit breaker:	B10A: 18 luminaires B16A: 30 luminaires C10A: 31 luminaires C16A: 51 luminaires
CRI (minimum):	90	Minimum dimming %:	1
Colour temperature [K]:	3000	Overvoltage protection:	5kV Common mode & 4kV Differential mode
MacAdam Step:	2	Control:	DALI-2

	CIE nL 0.76 100-100-100-100-76 UGR 10.8-10.8				Lux			
	DIN A.61							
	UTE 0.76A+0.00T F*1=996 F*1+F*2=999 F*1+F*2+F*3=1000							
	CIBSE LG3 L<1500 cd/m² at 65° UGR<16 L<1500 cd/mq @65°							
					h	d	Em	Emax
					2	2	767	953
					4	3.9	192	238
					6	5.9	85	106
					8	7.8	48	60

Utilisation factors

R	77	75	73	71	55	53	33	00	DRR
K0.8	69	65	63	61	64	62	62	59	78
1.0	72	68	66	64	68	66	65	63	83
1.5	75	73	71	69	72	70	69	67	88
2.0	77	76	74	73	75	73	73	71	93
2.5	79	78	77	76	76	76	75	73	96
3.0	80	79	78	77	78	77	76	74	98
4.0	81	80	80	79	79	78	77	75	99
5.0	81	81	80	80	79	79	78	76	100

Luminance curve limit



UGR diagram

Corrected UGR values (at 3350 lm bare lamp luminous flux)											
Reflect.: ceiling/cav walls work pl. Room dim x y		viewed crosswise					viewed endwise				
2H	2H	11.3	11.8	11.6	12.0	12.2	11.3	11.8	11.6	12.0	12.2
	3H	11.2	11.6	11.5	11.9	12.1	11.2	11.6	11.5	11.9	12.1
	4H	11.1	11.5	11.5	11.8	12.1	11.1	11.5	11.5	11.8	12.1
	6H	11.1	11.4	11.4	11.7	12.0	11.1	11.4	11.4	11.7	12.0
	8H	11.0	11.4	11.4	11.7	12.0	11.0	11.4	11.4	11.7	12.0
	12H	11.0	11.3	11.4	11.6	12.0	11.0	11.3	11.4	11.6	12.0
4H	2H	11.1	11.5	11.5	11.8	12.1	11.1	11.5	11.5	11.8	12.1
	3H	11.0	11.3	11.4	11.6	12.0	11.0	11.3	11.4	11.6	12.0
	4H	10.9	11.2	11.3	11.5	11.9	10.9	11.2	11.3	11.5	11.9
	6H	10.8	11.1	11.2	11.5	11.9	10.8	11.1	11.2	11.5	11.9
	8H	10.8	11.0	11.2	11.4	11.8	10.8	11.0	11.2	11.4	11.8
	12H	10.7	10.9	11.2	11.4	11.8	10.7	10.9	11.2	11.3	11.8
8H	4H	10.8	11.0	11.2	11.4	11.8	10.8	11.0	11.2	11.4	11.8
	6H	10.7	10.9	11.1	11.3	11.8	10.7	10.9	11.1	11.3	11.8
	8H	10.6	10.8	11.1	11.3	11.7	10.6	10.8	11.1	11.3	11.7
	12H	10.6	10.7	11.1	11.2	11.7	10.6	10.7	11.1	11.2	11.7
12H	4H	10.7	10.9	11.2	11.3	11.8	10.7	10.9	11.2	11.4	11.8
	6H	10.6	10.8	11.1	11.2	11.7	10.6	10.8	11.1	11.3	11.8
	8H	10.6	10.7	11.1	11.2	11.7	10.6	10.7	11.1	11.2	11.7
Variations with the observer position at spacing:											
S =		1.0H					0.5 / -15.1				
		1.5H					9.3 / -15.3				
		2.0H					11.3 / -15.5				