

Laser Blade L

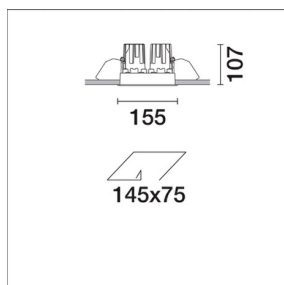
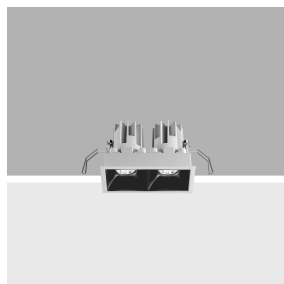
Design iGuzzini

iGuzzini

Last information update: October 2024

Product configuration: N166.47

N166.47: Fixed, two compartment Recessed luminaire - Warm LED - Incorporated DALI dimmable power supply - WideFlood optic Beam - White/Black



Product code

N166.47: Fixed, two compartment Recessed luminaire - Warm LED - Incorporated DALI dimmable power supply - WideFlood optic Beam - White/Black

Technical description

Fixed optic, two compartment recessed luminaire for high efficiency, warm white LED lamps. Passive heat dissipation system. Lamp body with die-cast aluminium radiant surface, version with perimeter surface frame. Metallised, thermoplastic, high definition optics, integrated in a rear position in the anti-glare screens. Glass covers for LED lamps. The structure of the optical system produces light emission with controlled luminance (UGR < 19). Supplied with DALI dimmable power supply unit connected to the luminaire.

Installation

recessed with steel wire springs for false ceilings from 1 to 25 mm thick - preparation hole 75 x 145. Installation permitted in either a horizontal or vertical position.

Colour

Black / White (47)

Weight (Kg)

1

Mounting

wall recessed|ceiling recessed

Wiring

Quick-fit power supply connection to terminal block. Digital electronic cabling that allows dimming to be performed with DALI protocol or a pushbutton switch (DIM SWITCH).

Notes

The product with its white finish (01) includes optic rings for limiting luminance; a feature that renders a performance of UGR < 19 and determines slight variations in the opening of the optics (52°) and yield (0.74).

Complies with EN60598-1 and pertinent regulations



Technical data

lm system:	2130	Life Time LED 1:	> 50,000h - L90 - B10 (Ta 25°C)
W system:	20.4	Voltage [Vin]:	230
lm source:	2600	Lamp code:	LED
W source:	16	Number of lamps for optical assembly:	1
Luminous efficiency (lm/W, real value):	104.4	ZVEI Code:	LED
lm in emergency mode:	-	Number of optical assemblies:	1
Total light flux at or above an angle of 90° [Lm]:	0	Power factor:	See installation instructions
Light Output Ratio (L.O.R.) [%]:	82	Inrush current:	10 A / 200 µs
Beam angle [°]:	54°	Maximum number of luminaires of this type per miniature circuit breaker:	B10A: 18 luminaires B16A: 30 luminaires C10A: 31 luminaires C16A: 51 luminaires
CRI (minimum):	80	Minimum dimming %:	1
Colour temperature [K]:	3000	Overvoltage protection:	5kV Common mode & 4kV Differential mode
MacAdam Step:	2	Control:	DALI-2

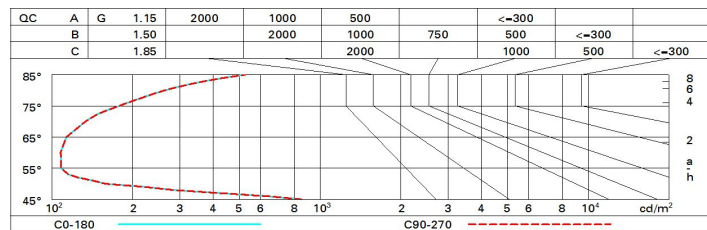
Polar

<p>$\alpha = 54^\circ$</p>	CIE nL 0.82 100-100-100-100-82 UGR 12.0-12.0 DIN A.61 UTE 0.82A+0.00T F*1=997 F*1+F*2=999 F*1+F*2+F*3=1000 CIBSE LG3 L<1500 cd/m ² at 65° UGR<16 L<1500 cd/mq @65°				Lux			
	h	d	Em	Emax				
	2	2	609	763				
	4	4.1	152	191				
	6	6.1	68	85				
	8	8.2	38	48				

Utilisation factors

R	77	75	73	71	55	53	33	00	DRR
K0.8	74	70	68	65	69	67	67	64	78
1.0	77	74	71	69	73	71	70	68	83
1.5	81	78	76	75	77	76	75	73	89
2.0	83	82	80	79	81	79	78	76	93
2.5	85	84	83	82	82	81	81	78	96
3.0	86	85	84	84	84	83	82	80	98
4.0	87	86	86	85	85	85	83	81	99
5.0	88	87	87	86	86	85	84	82	100

Luminance curve limit



UGR diagram

Corrected UGR values (at 2000 lm bare lamp luminous flux)											
Reflect.: ceiling/cav walls work pl. Room dim x y		viewed crosswise					viewed endwise				
		0.70	0.70	0.50	0.50	0.30	0.70	0.70	0.50	0.50	0.30
		0.50	0.30	0.50	0.30	0.30	0.50	0.30	0.50	0.30	0.30
		0.20	0.20	0.20	0.20	0.20	0.20	0.20	0.20	0.20	0.20
2H	2H	12.6	13.1	12.8	13.4	13.6	12.6	13.1	12.8	13.4	13.6
	3H	12.4	12.9	12.7	13.2	13.5	12.4	12.9	12.7	13.2	13.5
	4H	12.4	12.8	12.7	13.1	13.4	12.4	12.8	12.7	13.1	13.4
	6H	12.3	12.7	12.6	13.0	13.4	12.3	12.7	12.6	13.0	13.3
	8H	12.2	12.7	12.6	13.0	13.3	12.2	12.7	12.6	13.0	13.3
	12H	12.2	12.6	12.6	12.9	13.3	12.2	12.6	12.6	12.9	13.3
4H	2H	12.4	12.8	12.7	13.1	13.4	12.4	12.8	12.7	13.1	13.4
	3H	12.2	12.6	12.6	12.9	13.3	12.2	12.6	12.6	12.9	13.3
	4H	12.1	12.5	12.5	12.8	13.2	12.1	12.5	12.5	12.8	13.2
	6H	12.0	12.3	12.5	12.7	13.2	12.0	12.3	12.5	12.7	13.1
	8H	12.0	12.3	12.4	12.7	13.1	12.0	12.3	12.4	12.7	13.1
	12H	11.9	12.2	12.4	12.6	13.1	11.9	12.2	12.4	12.6	13.1
8H	4H	12.0	12.3	12.4	12.7	13.1	12.0	12.3	12.4	12.7	13.1
	6H	11.9	12.1	12.4	12.6	13.0	11.9	12.1	12.4	12.6	13.0
	8H	11.8	12.0	12.3	12.5	13.0	11.8	12.0	12.3	12.5	13.0
	12H	11.8	12.0	12.3	12.5	13.0	11.8	12.0	12.3	12.4	13.0
12H	4H	11.9	12.2	12.4	12.6	13.1	11.9	12.2	12.4	12.6	13.1
	6H	11.8	12.0	12.3	12.5	13.0	11.8	12.0	12.3	12.5	13.0
	8H	11.8	12.0	12.3	12.4	13.0	11.8	12.0	12.3	12.5	13.0
Variations with the observer position at spacing:											
S =	1.0H	6.5 / -17.3					6.5 / -17.3				
	1.5H	9.3 / -17.4					9.3 / -17.4				
	2.0H	11.3 / -17.6					11.3 / -17.6				