

## Laser Blade L

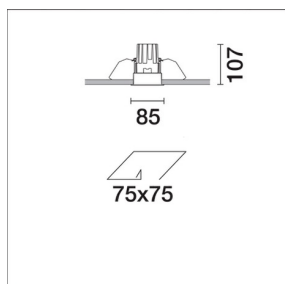

Design iGuzzini

iGuzzini

Last information update: October 2024

### Product configuration: N159.01

N159.01: Fixed, Recessed luminaire - Neutral LED - Incorporated DALI dimmable power supply - WideFlood optic Beam - White



### Product code

N159.01: Fixed, Recessed luminaire - Neutral LED - Incorporated DALI dimmable power supply - WideFlood optic Beam - White

### Technical description

Fixed optic, recessed luminaire for high efficiency, neutral white LED lamp. Passive heat dissipation system. Lamp body with die-cast aluminium radiant surface, version with perimeter surface frame. Metallised, thermoplastic, high definition optic, integrated in a rear position in the anti-glare screen. Glass cover for LED lamp. The structure of the optical system produces light emission with controlled luminance ( $UGR < 19$ ). Equipped with a dimmable DALI ballast connected to the luminaire.

### Installation

recessed with steel wire springs for false ceilings from 1 to 25 mm thick - preparation hole 75 x 75. Installation permitted in either a horizontal or vertical position.

**Colour**  
White (01)

**Weight (Kg)**  
0.5

### Mounting

wall recessed/ceiling recessed

### Wiring

on the control gears box with quick-coupling connections. Digital electronic cabling that allows dimming to be performed with DALI protocol or a pushbutton switch (DIM SWITCH).

### Notes

The product with its white finish (01) includes an optic ring for limiting luminance; a feature that renders a performance of  $UGR < 19$  and determines slight variations in the opening of the optic ( $52^\circ$ ) and yield (0.74).

Complies with EN60598-1 and pertinent regulations



### Technical data

Im system:	836	Life Time LED 1:	> 50,000h - L90 - B10 (Ta 25°C)
W system:	8.7	Voltage [Vin]:	230
Im source:	1100	Lamp code:	LED
W source:	6.6	Number of lamps for optical assembly:	1
Luminous efficiency (Im/W, real value):	96.1	ZVEI Code:	LED
Im in emergency mode:	-	Number of optical assemblies:	1
Total light flux at or above an angle of $90^\circ$ [Lm]:	0	Power factor:	See installation instructions
Light Output Ratio (L.O.R.) [%]:	76	Inrush current:	16 A / 220 $\mu$ s
Beam angle [ $^\circ$ ]:	$52^\circ$	Maximum number of luminaires of this type per miniature circuit breaker:	B10A: 15 luminaires B16A: 24 luminaires C10A: 24 luminaires C16A: 40 luminaires
CRI (minimum):	80	Overvoltage protection:	2kV Common mode & 1kV Differential mode
Colour temperature [K]:	4000	Control:	DALI-2
MacAdam Step:	2		

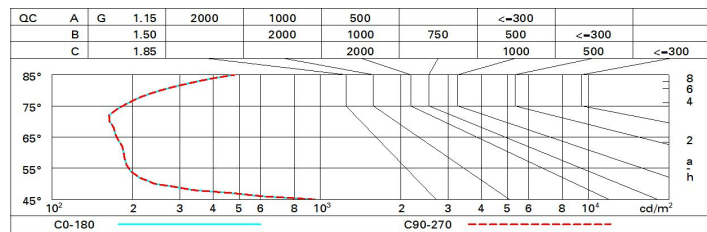
### Polar

Imax=1251 cd		CIE		Lux			
				h	d	Em	Emax
90°		nL 0.76		1	1	1007	1251
		100-100-100-100-76		2	2	252	313
		UGR 10.7-10.7		3	2.9	112	139
		DIN A.61		4	3.9	63	78
		UTE 0.76A+0.00T					
		F*1=996					
		F*1+F*2=999					
		F*1+F*2+F*3=1000					
		CIBSE LG3 L<1500 cd/m <sup>2</sup> at 65°					
		UGR<16   L<1500 cd/mq @ 65°					
$\alpha = 52^\circ$							

# Utilisation factors

R	77	75	73	71	55	53	33	00	DRR
K0.8	69	65	63	61	64	62	62	59	78
1.0	72	68	66	64	68	66	65	63	83
1.5	75	73	71	69	72	70	69	67	88
2.0	77	76	74	73	75	73	73	71	93
2.5	79	78	77	76	76	76	75	73	96
3.0	80	79	78	77	78	77	76	74	98
4.0	81	80	80	79	79	78	77	75	99
5.0	81	81	80	80	79	79	78	76	100

# Luminance curve limit



# UGR diagram

Corrected UGR values (at 1100 lm bare lamp luminous flux)											
Reflect.: ceiling/cav walls work pl. Room dim x y		viewed crosswise					viewed endwise				
2H	2H	11.3	11.8	11.5	12.0	12.3	11.3	11.8	11.5	12.0	12.3
	3H	11.1	11.6	11.4	11.9	12.2	11.1	11.6	11.4	11.9	12.2
	4H	11.1	11.5	11.4	11.8	12.1	11.1	11.5	11.4	11.8	12.1
	6H	11.0	11.4	11.3	11.7	12.1	11.0	11.4	11.3	11.7	12.0
	8H	11.0	11.4	11.3	11.7	12.0	10.9	11.4	11.3	11.7	12.0
	12H	10.9	11.3	11.3	11.6	12.0	10.9	11.3	11.3	11.6	12.0
4H	2H	11.1	11.5	11.4	11.8	12.1	11.1	11.5	11.4	11.8	12.1
	3H	10.9	11.3	11.3	11.6	12.0	10.9	11.3	11.3	11.6	12.0
	4H	10.8	11.2	11.2	11.5	11.9	10.8	11.2	11.2	11.5	11.9
	6H	10.7	11.0	11.2	11.4	11.9	10.7	11.0	11.2	11.4	11.9
	8H	10.7	11.0	11.1	11.4	11.8	10.7	11.0	11.1	11.4	11.8
	12H	10.7	10.9	11.1	11.3	11.8	10.6	10.9	11.1	11.3	11.8
8H	4H	10.7	11.0	11.1	11.4	11.8	10.7	11.0	11.1	11.4	11.8
	6H	10.6	10.8	11.1	11.3	11.8	10.6	10.8	11.1	11.3	11.8
	8H	10.6	10.8	11.0	11.2	11.7	10.6	10.8	11.0	11.2	11.7
	12H	10.5	10.7	11.0	11.2	11.7	10.5	10.7	11.0	11.2	11.7
12H	4H	10.6	10.9	11.1	11.3	11.8	10.7	10.9	11.1	11.3	11.8
	6H	10.5	10.7	11.0	11.2	11.7	10.6	10.8	11.0	11.2	11.7
	8H	10.5	10.7	11.0	11.2	11.7	10.5	10.7	11.0	11.2	11.7
Variations with the observer position at spacing:											
S =		1.0H					0.5 / -15.1				
		1.5H					9.3 / -15.3				
		2.0H					11.3 / -15.5				